

OkRVA Coaches Referee Training

Everyone is encouraged to visit and take advantage of the information provided by USA Volleyball: [Volleyball Referee Training \(VRT\) – The Official USAV Site for all Volleyball Officiating Information.](#) The Official Rules are available for download. [Indoor Rules \(DCR\)](#), [Casebook](#), [Interpretations](#)

These instructions will walk an OkRVA member through the registration process for all online clinics offered by OkRVA.

How to take Online Ref/Score Clinics


Step 1. Login to [Webpoint](#)

Thank you for logging in!

Welcome to the Members Only Area of the USA Volleyball web site!

Step 2. Get your USAV Member # (also know as Contact ID)

On the left side of the screen under MEMBER HOME, click Member Area (+ sign) if not already open.



Under Member Area, **click Member Profile**

Copy Member ID, which is displayed in blue banner. Member ID will be needed later.

Step 3. Get the List of Clinics

On the left side of the screen under **USA Volleyball Events**, click Region Clinic (+ sign) if not already open.

USA Volleyball Events	
USAV Clinics	+
Tournaments	+
Region Clinics	-
Region Coaching Clinics	
Region Ref/Score Clinics	

Click Region Ref/Score Clinics to see list of available clinics.

Step 4. Register for the Online Clinic

Click the appropriate +Register Now! button, (on the far right side of the screen) to start the registration

Oklahoma Region Region Clinics

Region: Date From: Date To:

Category:

December, 2016

December 1, 2016 - August 31, 2017	Edit - OK17_105 OkRVA Junior Coach Scorer Training (Edmond, OK)	+ Register Now!
December 1, 2016 - August 31, 2017	Edit - OK17_106 OkRVA Junior Coach Referee Training (Edmond, OK)	+ Register Now!

Step 5. Registration Step 1

Confirm the Clinic Information

Registration

STEP 1

Member Information

OK17_106 OkRVA Junior Coach Referee Training

12/1/2016 - 8/31/2017

USA Volleyball Academy

Confirm the Member Information. Add your member ID (saved earlier) and click GO.

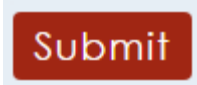
Registration

Online Registration

Find Member/Contact

Member/Contact ID:

Individual Information



and click **Submit** button, at the bottom of the screen.

Step 6. Registration Step 2

Confirm the Information and click **Register** button, at the bottom of the screen.

Step 7. Registration Confirmation

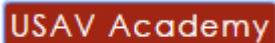
This indicates that you have successfully registered.

For any error messages received, please contact officialschair@okrva.com.

You are now registered for that specific clinic. You will receive a registration confirmation on the screen. It is a one-time registration, you will NOT have to register again.


Step 8. Launching USAV Academy

There are few ways to launch USAV Academy through Webpoint.

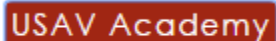
- a. Right after your register for a training course, click on **Login to USAV Academy**

- b. Once logged into Webpoint click on the left side of the screen at the bottom.
- c. Also on the Member Home Page there is a line in the middle of the page.

This will take you to



You will select the  to take the course. Each clinic will have a range of courses depending on your particular clinic.

To log back into the USAV Academy you will always go through your Webpoint account and click on



These are the modules you will complete for this certification.

OK17_106 OkRVA Junior Coach Referee Training

- 2016-17 Critical Rules & Interpretations (~5 min.)
- Junior Line Judge (~10 min.)
- Junior Second Referee (~23 min.)
- Junior Signals (~16 min.)
- Junior First Referee (~20 min.)
- Handling Injuries (~11 min.)

Scoring Basics Non-deciding Set (~25 min.)

Scoring – Deciding Set (~7 min.)

Basic Scoring Example (~6 min.)

Certification: OK Junior Referee (DCR Season 2)

Thanks!

Margo Juergens
OkRVA Officials Chair
405-630-7409