

# OKRVA REGION JUNIOR CLUB OFFICIALS GUIDEBOOK

---

**Instructions for Members of Junior Clubs Who Need to Fulfill  
Requirements for Team Officiating Duties**



## Table of Contents

Welcome to USA Volleyball Academy! .....	3
HOW DOES IT WORK FOR JUNIOR CLUBS? .....	4
2019-2020 JUNIOR CLUB REQUIREMENTS.....	4
CLUB DIRECTOR RESPONSIBILITIES in TRAINING OFFICIALS .....	5
THREE WAYS TO TRAIN CLUB OFFICIALS.....	6
CURRICULA FOR COMPLETING JUNIOR CLUB CERTIFICATIONS .....	9
Introduction to Volleyball Officiating .....	10
REQUIREMENTS FOR A JUNIOR COACH FIRST (R1) REFEREE .....	11
REQUIREMENTS FOR A JUNIOR COACH SCORER.....	13
REQUIREMENT FOR A JUNIOR PLAYER FIRST (R1) REFEREE.....	15
REQUIREMENTS FOR A JUNIOR SECOND (R2) REFEREE .....	16
REQUIREMENTS FOR A JUNIOR SCORER.....	17
WANT TO BE A LINE JUDGE OR LIBERO TRACKER?.....	19
INSTRUCTIONS for JUNIOR CLUBS ONLINE OFFICIALS TRAINING .....	20
STEP ONE: REGISTER FOR THE ONLINE CLINIC YOU WISH TO TAKE .....	21
STEP TWO: LOGIN TO USA VOLLEYBALL ACADEMY .....	22
STEP THREE: WATCH “COURSE INTRODUCTION” .....	23
STEP FOUR: CHECK FOR YOUR CERTIFICATION .....	24
USA VOLLEYBALL ACADEMY HELPDESK AND KNOWLEDGEBASE .....	25
2019-2020 JUNIOR CLUB REQUIREMENT SUMMARY.....	26
OKLAHOMA REGION OFFICIALS CONTACT INFORMATION .....	27

---

# Welcome to USA Volleyball Academy!

---

## ***OFFICIAL TRAINING SITE FOR OKLAHOMA REGION REFEREES AND SCORERS***

The Oklahoma Region uses USA Volleyball's official training & education site called USA Volleyball Academy as our official clinic/exam site. The clinics introduce the rules of the game to our members and provides them with the guidance and support to make their tournament experiences structured, fair, and hopefully, more enjoyable.

USA Volleyball Academy has more than 35 officiating clinics, training materials, quizzes and exams; it is the official training site for all USA Volleyball officials. Users will have a single sign-on capability jumping directly from their Webpoint account into the Academy without entering any other username or password. More importantly, is the automatic integration between USA Volleyball Academy and USAV's membership database (Webpoint)...this means your certification will post quicker to your membership record and team roster.

It is important for you to read this Junior Official's Guidebook thoroughly to understand the steps to becoming a certified Oklahoma Region official. Referee and Scorer certifications in the Oklahoma Region are divided into two categories; Professional Officials- (adults who desire to work for pay) and Junior Officials- (players and adults of a Junior Volleyball Club). As a member of a junior club, you will follow instructions listed in this Guidebook for certification. Professional Officials have their own Guidebook.

Our program objectives: To educate and train members of junior clubs to serve as part of an officiating team during junior competition; to develop and maintain professional and ethical conduct guidelines for all Oklahoma Region officials; and disseminate information about officiating opportunities to encourage our junior officials to continue working as a paid official for a career goal.

All officials in the Oklahoma Region must be a current member in good standing within the Oklahoma Region and USA Volleyball. Adults must have a current background screening (18 and over) and be SafeSport certified.

## HOW DOES IT WORK FOR JUNIOR CLUBS?

---

Each team in the Oklahoma Region is required to have two certified referees, one certified scorer, a Libero tracker and two lines people listed on the team roster. Different levels of officiating certification are available through the Oklahoma Region. Please review each certification requirement outlined in this Official's Guidebook.

Certifications of Club Officials for junior teams are to fulfill requirements for their team officiating duties. Individuals who successfully complete the club certification process will receive the Oklahoma Region lowest certification-Junior Official. Junior Officials are not allowed to work events for pay.

## 2019-2020 JUNIOR CLUB REQUIREMENTS

---

Oklahoma Region policy requires that Junior Team Officials be trained & certified before they participate in a match as part of the work crew. Club Directors are responsible for the practical training of their club officials.

When traveling out of Oklahoma Region for tournaments, the tournament may require that each team have a certified R1 adult referee listed on the team roster to serve in this position. This person may be the coach and or team chaperone. The remainder of the work team consists of: Second Referee (R2 which may be a junior player in some Regions); Scorer; Assistant Scorer (Libero tracker); Scoreboard; and two Line Judges. Oklahoma Region online rosters will include the team's certified officials.

It is recommended that early in the season that the team coach focus most of their training on just a few individuals per team to get the team ready for early officiating assignments. The team coach should decide who best fits with each officiating responsibility. All players should be encouraged to take the online officiating clinics and quizzes to increase their knowledge of the game. But, when it comes to hands on training you may want to start out with only a select few. If each member performing a duty as part of the officiating crew has been trained and certified in that position's duties, region requirements have been met.

## CLUB DIRECTOR RESPONSIBILITIES in TRAINING OFFICIALS

---

For compliance with Oklahoma Region Junior Official's Policy, Club Directors should complete the following:

- Get the Officials Certification Process out to your club members in a timely manner.
- ENSURE ALL officials have completed online clinics & exams.
- Oversee the training of all officials, prior to the beginning of the sanctioned season.
- Keep a current list of Junior Members, Coaches and Adults that are certified as R1, Junior R2, Scorers, Line Judges and Libero trackers (available through Webpoint).
- Ensure that a certified, rostered adult is working as an official in some capacity during the teams officiating work assignment. *Example: as an R1, R2, scorer or assistant scorer.* This person may or may not be a coach, but must be a registered USAV member, must be on the team roster, and must have completed the required training for the work team responsibility they are performing.

Club Directors should encourage all coaches of their junior teams to view the online officiating clinics and to become certified as an R1 referee, R2 referee and a scorer. The additional information gained from these clinics should make for more informed coaches---plus, will make them better trainers of their team officials.

A complete list of all officiating certifications and courses required for completion can be found in this Guidebook beginning in the Introduction to Volleyball Officiating section.

There is a pre-quiz in the junior modules that will allow experienced players to "test out" of the online clinic if they display enough knowledge of the subject. They would be required to register for the course, complete the pre-quiz with a score of 90% or higher, and watch a slide summary of current season points of emphasis. If they did not achieve a score of 90%, they will be required to complete the training module and pass a quiz at the end.

The USA Volleyball Academy will provide training modules and help in tracking the progress of each player's training and quizzes. Because each club has different preferences for training, there will be three options available to clubs this year. All quizzes (& pre-quizzes) must be done on-line for options 1 and 2.

USA Volleyball Academy will be used for officiating clinics, training materials, and quizzes and exams. Viewers may use their iPads and other tablets.

## THREE WAYS TO TRAIN CLUB OFFICIALS

---

### Training for club officials may be done in one of three ways as outlined below.

#### 1) Individual Training Done Online

Each player or adult who will work as a team official may attend an online clinic through their USAV member account (known as Webpoint). Players must watch the online training clinic and complete the required modules and quiz(zes) before their first tournament. Complete instructions for taking the online officials' clinics can be found at the end of this Guidebook and on the Oklahoma Region website. Brief instructions are as follows: To receive credit for watching the online clinic, everyone must first register for the desired course(s) through Webpoint. The individual should log in using their preset username and password and then click on the "Region Ref/Score Clinic" tab to register for the desired clinic. After completing the clinic registration, a confirmation email will be sent listing the courses required and rating information if needed for the certification. When first logging into the Academy, the Course Introduction slide show should be viewed to instruct the individual to all the necessary courses need to complete certification. If the individual follows the screen shots and written instructions, they should have no issues accessing the system. Please note: in many cases, several modules must be viewed. After completion of all modules required for a specific certification, the certification will immediately post to the member record.

#### 2) Group Training Done Online

The same procedure as outlined above may take place in a group setting for a team or an entire club. There is no need for the club to have an approved clinician if the site has internet access, so the training module can be presented to all attendees. At the end of the clinic, the attendees may take the online pre-quiz to try to opt out of the online courses. To do this, each individual must first register for the desired course(s) through their USAV member account (Webpoint). The individual should log in using their preset username and password and then click on the "Region Ref/Score Clinic" tab to register for the desired clinic. After completing the clinic registration, a confirmation email listing the courses required and rating information if needed for the certification. Individuals can then go directly to the online **pre-quizzes to test out of** for the appropriate courses (Line Judge, Scorer, Libero Tracker, Second Referee and/or First Referee) as outlined above. If the individual is unable to pass the pre-quiz, they will have to view all materials listed in the Course Introduction page and pass the full quiz at the end of the module presentation. When players, adults, or coaches sign in to take the quiz for the training they

have completed, they are encouraged to listen to the clinic presentation again as a refresher before taking the quiz. All quiz questions are covered in the online clinic.

### 3) **Group Training Done by Approved Clinician**

The Region will hold scoring and officiating clinics for members that are young players under 13 years of age and older players that have not played volleyball. This training will provide a more detailed, hands-on version of the online USAV Academy training courses.

After completing the online training, it is recommended that all clubs continue their officials training using an “club ratings scrimmage” approach to allow all teams to use their newly found skills as officials prior to participating in sanctioned play.

**Below are suggestions of how to set up an “club ratings scrimmage” to use during your player candidates training period:**

**SET UP A SCRIMMAGE** for your teams. If your coaches are certified as R1/R2 or scorer, they can rate your player candidates. If you do not have certified officials, you should hire certified officials to rate your player candidates. (Please contact Margo Juergens, OKRVA Officials Chair, for certified officials.) Plan a playing/officiating schedule in advance. Encourage members to complete the specific online Officials clinics prior to the training scrimmage. For the scorers and officials to track players on the court, it is recommended that all players wear a numbered shirt.

**SCORER TRAINING:** *Individuals should complete the Junior Scorer Referee Clinic prior to the training scrimmage.* Set up several tables for individuals that have completed the online score clinic and test (it’s ok to have 4 or 5 scorers for the same game to maximize the limited time you might have). The club director should make sure that there are plenty of scoresheets, libero tracking sheets, line up sheets, pencils and pens available. Coaches should fill out line up sheets and turn them in to the scorers before the start of each set. Scorers should then proceed as if they were in a true tournament environment, recording the lineups and then filling out the scoresheets during play. An experienced scorer should be available to monitor the scorer candidates, showing them what to do and critiquing areas that need improvement. If you do not have a certified scorer, please send the completed scoresheets to Margo Juergens, OKRVA Officials Chair, for rating. If you do have a certified scorer, the certified scorer should rate the scorer candidate with the OKRVA Scorer Rating Sheet. Please send the completed rating sheets to Margo Juergens, OKRVA Officials Chair, so that the ratings can be recorded in Webpoint.

**R2 TRAINING:** *Individuals should complete the Junior R2 Referee Clinic prior to the training scrimmage.* Each R2 candidate should provide the rater with the Evaluator's Report Form (aka Referee Rating Sheet) with the Name and Team info completed and completing the Location, Date and match info. The R2 candidate that has completed the online Junior R2 clinic should perform as the R2 would and should demonstrate the skills of an R2. She/he should also monitor the time clock and warm-ups. During the scrimmage, the R2 certified coach or hired rater should be available to monitor her/his performance, showing them what to do, critiquing areas that need improvement and completing the R2 portion of Referee Rating Sheet. Please send the completed rating sheets to Margo Juergens, OKRVA Officials Chair, so that the ratings can be recorded in Webpoint.

**LINE JUDGE TRAINING:** *Individuals should complete the online Junior Line Judge Clinic prior to the training scrimmage.* During the scrimmage, an experienced line judge should be available to monitor their performance, showing them what to do and critiquing areas that need improvement.

**R1 TRAINING:** *Individuals should complete the Junior R1 Referee Clinic prior to the training scrimmage.* Training as the R1 is a little more intense. Each candidate should provide the rater with the Evaluator's Report Form (aka Referee Rating Sheet) with the Name and Team info completed and completing the Location, Date and match info. During the scrimmage, the R1 certified coach or hired rater should be available to monitor the performance of the R1 showing them hand signals, USAV pre-match protocol (including walking on the court prior to the match), all aspects of legal and illegal plays, critiquing areas that need improvement and completing the R1 portion of Referee Rating Sheet. Please send the completed rating sheets to Margo Juergens, OKRVA Officials Chair, so that the ratings can be recorded in Webpoint.

Hopefully, all your team members will leave the club training scrimmages with a little more understanding of the rules of the game and the techniques involved in officiating.



# CURRICULA FOR COMPLETING JUNIOR CLUB CERTIFICATIONS

---

Covered on the following pages are the steps to becoming an Oklahoma Region Junior Official. You will notice that each Junior Clinic includes several modules and exams that must be completed before certification is granted. You should view each "Introduction Course" prior to taking the prescribed courses. The Introduction Course will show you how to maneuver the Academy site and which modules you should complete.

**Good News!** There is a pre-quiz in the junior modules that will allow experienced players to "test out" of the online clinic if they display enough knowledge of the subject. They would be required to register for the clinic, complete the pre-quiz with a score of 90% or higher, and watch a one-slide summary of current season points of emphasis. If they do not achieve a score of 90%, they will be required to complete the training module and pass a quiz at the end.

All certifications are good for the 2-year printing of the USA Volleyball DCR (rule book). A new rule book prints every two years with rule changes, therefore officials should refresh and learn the new rules of the game with this printing.

Please look over the following list of Junior Club Official certifications offered in the Oklahoma Region and modules associated with each clinic. If you have any questions regarding which clinic you should take--ASK YOUR COACH! Teams and clubs within the Oklahoma Region require different certifications for their members. Some teams/clubs want everyone to be certified in all aspects of officiating and some prefer to focus on just a few individuals. Only your coach will know what you should take. Good luck and Happy Officiating!

---

# Introduction to Volleyball Officiating

---

It takes a corps of trained personnel to officiate a volleyball match. Those officials are referred to specifically as:

- **First Referee (R1)** - The first referee carries out his/her functions standing on a referee's stand located at the opposite end of the net from the score table. The first referee directs the match from the start of the official match protocol until the end of the match. The first referee has authority over all players and officials from his/her arrival at the court until the conclusion of the match.
- **Second Referee (R2)**: The second referee takes a position on the side of the court opposite and facing the first referee. The second referee is the primary liaison between the referee crew and the coaches, players, scorer, and event management, and provides a valuable perspective because it is impossible for the first referee to get a clear view of all the action on the court.
- **Line Judges**: Two line judges are used in most matches. They are positioned at the intersection of an end line and a sideline, one to the first referee's right and one to the second referee's right. The line judges give information to the first referee regarding the location of the ball when it hits the floor, the legality of the path of the ball as it crosses the net, and which team touched the ball last.
- **Scorer and Assistant Scorer**: The scorer uses the official score sheet to record all points earned, substitutions made, and sanctions imposed during a match. The assistant scorer is also known as the Libero tracker and records the exchanges of the Libero and other players during the match.

Sometimes the term "officials" is used synonymously with "referee". Used correctly, the term "official" should be used to collectively refer to any of the above officiating corps. The term "Junior Officials" refers to junior team members certified to fulfill requirements for their team officiating duties. Individuals who successfully complete the junior club certification process will receive the Oklahoma Region lowest certification Junior Official. Junior Officials are not allowed to work events for pay. The term "Professional Officials" refers to individuals who are not associated with a club and who work for pay at USAV events. The following pages list requirements for Junior Club Officials. Professional Officials have their own Guidebook.

## REQUIREMENTS FOR A JUNIOR COACH FIRST (R1) REFEREE

**OK20 Junior Coach Referee Only Training OK20\_111** is for junior coaches or chaperones of a junior team for Junior R1 certification. In order to be successful as a Junior R1, referees should also be efficient as an R2 and a scorer. Approximate completion time for the adult Junior R1 certification is 70 minutes. All modules are set up as “On-Demand” in which you can log in and out at your convenience without losing material already taken. **NOTE:** If you take the Pre-Quiz and score 90% you will not have to review the online course. To complete your OK Junior R1 Badge, receive one R1 and one R2 rating by a certified Provisional, Regional, or National referee or approved rater during a sanctioned OKRVA tournament or during an OKRVA clinic/rating session. A ratings clinic may be for a set, match or as many as determined by the clinician in charge. These ratings must be completed by Oklahoma Regionals 2020.

Courses include:

OK20_111--ALL COURSES MUST BE COMPLETED TO RECEIVE ONLINE R1 CERTIFICATION		
MODULE	CODE	DESCRIPTION
Junior First Referee Course Introduction	XXX	The Introduction Course will show you how to maneuver the Academy site and which modules you should complete. Runtime: ~5 min.
Uniform Requirements & Reminders	US20_053	A brief guide on player uniforms, legal numbering, contrasting Libero colors. ~9 min.
Junior First Referee (w/quiz)	US20_104	Provides pre-season education for all junior players or adults who could be serving as a first referee as part of a junior tournament officiating team. Module includes Junior Signals and a pre-quiz and quiz. Runtime: ~ 20 min
Coaching's Role in Officiating	US20_150	How to improve the performance of your team's/club's officiating team and the role of coaches/club directors in building the sport. Specifically, for junior coaches and club directors, not for players. Runtime: ~6 min
Junior Second Referee	US20_102	Provides pre-season education for all junior players or adults who could serve as a second referee as part of a junior tournament officiating team. Comes in two parts with Junior Signals. Includes scenario-based learning. Runtime: ~23 min

Junior Signals	US20_103	Accompaniment to junior first and second referee modules (this signals module is not included in referee modules). Runtime: ~16 min
----------------	----------	---

Remember: All courses/exams and ratings must be completed to receive certification. Junior R1 Referees must be a current member, in good standing with the Oklahoma Region and USA Volleyball with a current background screening and SafeSport certification.

## REQUIREMENTS FOR A JUNIOR COACH SCORER

**OK20 Junior Coach Scorer Only Training OK20\_110** is for junior coaches or chaperones of a junior team for Junior Scorer certification. Approximate completion time for the Junior Coach Scorer certification is 59 minutes. All modules are set up as “On-Demand” in which you can log in and out at your convenience without losing material already taken. **NOTE:** If you take the Pre-Quiz and score 90% you will not have to review the online course. To complete your OK Junior Scorer Badge, receive two R2 ratings by a certified Provisional, Regional, or National Scorer or approved rater during a sanctioned OKRVA tournament or during an OKRVA clinic/rating session. A ratings clinic may be for a set, match or as many as determined by the clinician in charge. These ratings must be completed by Oklahoma Regionals 2020.

You can keep score for matches at Tournaments in our region. Upon completion, simply write FOR RATING in large letters in the margin of the scoresheet. It is not necessary to submit the Scorer Rating Sheet with this scoresheet as the Region Office will handle that when they review the score sheet but write your name as SCORER clearly so that it can be read. Note – A player can complete a score sheet without being the official scorer. This way players can receive ratings much faster. Simply bring your own score sheets to the tournament and keep score on the sideline. It will be best to do this when your team is officiating to not bother another team working the score table. Please do not take sheets out of the official score book. DO NOT submit this score sheet to the tournament since it is not the official match record. Instead, scan and email it directly to Margo Juergens, OKRVA Officials Chair, at officialschair@okrva.com or mail directly to her at 715 Claremont Dr, Norman, OK 73069.

Courses Include:

OK20_110--ALL COURSES MUST BE COMPLETED TO RECEIVE ONLINE R1 CERTIFICATION		
MODULE	CODE	DESCRIPTION
Junior First Referee Course Introduction	XXX	The Introduction Course will show you how to maneuver the Academy site and which modules you should complete. Runtime: ~5 min.
Junior First Referee (w/quiz)	US20_104	Provides pre-season education for all junior players or adults who could be serving as a first referee as part of a junior tournament officiating team. Module includes Junior Signals and a pre-quiz and quiz. Runtime: ~ 20 min
Coaching's Role in Officiating	US20_150	How to improve the performance of your team's/club's officiating team and the role of coaches/club directors in building the sport. Specifically, for junior coaches and club directors, not for players. Runtime: ~6 min

Junior Second Referee	US20_102	Provides pre-season education for all junior players or adults who could serve as a second referee as part of a junior tournament officiating team. Comes in two parts with Junior Signals. Includes scenario-based learning. Runtime: ~23 min
Junior Signals	US20_103	REVISED FOR 18-19! Accompaniment to junior first and second referee modules (this signals module is not included in referee modules). Runtime: ~16 min

Remember: All courses/exams and ratings must be completed to receive certification. Junior R1 Referees must be a current member, in good standing with the Oklahoma Region and USA Volleyball with a current background screening and SafeSport certification.

## REQUIREMENT FOR A JUNIOR PLAYER FIRST (R1) REFEREE

**OK20 Junior First Referee (R1) Training OK20\_105** is for junior players of a junior team for Junior R1 certification. In order to be successful as a Junior R1, referees should also be efficient as an R2 and a scorer. Approximate completion time for the Junior R1 certification is 74 minutes. All modules are set up as “On-Demand” in which you can log in and out at your convenience without losing material already taken. **NOTE:** If you take the Pre-Quiz and score 90% you will not have to review the online course. To complete your OK Junior R1 Badge, receive one R1 and one R2 rating by a certified Provisional, Regional, or National referee or approved rater during a sanctioned OKRVA tournament or during an OKRVA clinic/rating session. A ratings clinic may be for a set, match or as many as determined by the clinician in charge. These ratings must be completed by Oklahoma Regionals 2020.

Courses Include:

OK20_105--ALL COURSES MUST BE COMPLETED TO RECEIVE JUNIOR R1 CERTIFICATION		
MODULE	CODE	DESCRIPTION
Junior First Referee Course Introduction	XXX	The Introduction Course will show you how to maneuver the Academy site and which modules you should complete. Runtime: ~5 min.
Junior First Referee (w/quiz)	US20_104	Provides pre-season education for all junior players or adults who could be serving as a first referee as part of a junior tournament officiating team. Module includes Junior Signals and a pre-quiz and quiz. Runtime: ~ 20 min
Junior Second Referee	US20_102	Provides pre-season education for all junior players who could be serving as a second referee as part of a junior tournament officiating team. Comes in two parts with Junior Signals. Includes pre-quiz and quiz. Includes scenario-based learning. Runtime: ~23 min
Line Judge Essentials	US20_101	Pre-season education for all junior players who could serve as a line judge as part of a junior tournament officiating team. Includes scenario-based learning. Runtime: ~10 min
Junior Signals	US20_103	Accompaniment to junior first and second referee modules (this signals module is not included in referee modules). Runtime: ~16 min.)

## REQUIREMENTS FOR A JUNIOR SECOND (R2) REFEREE

**OK20 Junior Second Referee (R2) Training OK20\_104** is for junior players of a junior team for Junior R2 certification. In order to R2 a set, referees should also be efficient as a scorer. Scorer certification is not required—but it is strongly advised that the Junior R2 take the modules associated with the Scorer certification to gain knowledge of all aspects to officiating a junior's match. Approximate completion time for the Junior R2 certification is 44 minutes. All modules are set up as "On-Demand" in which you can log in and out at your convenience without losing material already taken. **NOTE:** Some of the courses come with a Pre-Quiz. If you take the Pre-Quiz and score 90% you will not have to review the online course. To complete your OK Junior R2 Badge, receive two R2 ratings by a certified Provisional, Regional, or National referee or approved rater during a sanctioned OKRVA tournament or during an OKRVA clinic/rating session. A ratings clinic may be for a set, match or as many as determined by the clinician in charge. A candidate can be rated at a tournament. The rater has the option to certify the player as an R2 after one match if he/she feels no remediation is necessary. The rater will be an adult certified as an R1, working the tournament. Two different certified R1 adults can complete the rating sheet for the player, but the player must provide the sheet to the R1 who is rating the player. Typically, any R1 officiating a match will fill out a rating sheet for a player providing the sheet. These ratings must be completed by Oklahoma Regionals 2020.

Courses Include:

OK20_104--ALL COURSES MUST BE COMPLETED TO RECEIVE JUNIOR R2 CERTIFICATION		
MODULE	CODE	DESCRIPTION
Junior Second Referee Course Introduction	XXX	The Introduction Course will show you how to maneuver the Academy site and which modules you should complete. Runtime: ~5 min.
Junior Second Referee	US20_102	Provides pre-season education for all junior players, managers or adults who could serve as a second referee as part of a junior tournament officiating team. Comes in two parts with Junior Signals. Includes scenario-based learning. Runtime: ~ 23 min
Junior Signals	US20_103	Accompaniment to junior first and second referee modules (this signals module is not included in referee modules). Runtime: ~16 min



## REQUIREMENTS FOR A JUNIOR SCORER

**OK20 Junior Scorer Training OK20\_103** is for players of a junior team for Junior Scorer certification. Approximate completion time for the Junior Scorer certification is 53 minutes. All courses are set up as “On-Demand” in which you can log in and out at your convenience without losing material already taken. **NOTE:** Some of the courses come with a Pre-Quiz. If you take the Pre-Quiz and score 90% you will not have to review the online course. To complete your OK Junior Scorer Badge, receive two ratings by a certified Provisional, Regional, or National Scorer or approved rater during a sanctioned OKRVA tournament or during an OKRVA clinic/rating session. A ratings clinic may be for a set, match or as many as determined by the clinician in charge. These ratings must be completed by Oklahoma Regionals 2020.

You can keep score for matches at Tournaments in our region. Upon completion, simply write FOR RATING in large letters in the margin of the scoresheet. It is not necessary to submit the official score rating sheet with this scoresheet as the Region Office will handle that when they review the score sheet but write your name as SCORER clearly so that it can be read. Note – A player can complete a score sheet without being the official scorer. This way players can receive ratings much faster. Simply bring your own score sheets to the tournament and keep score on the sideline. It will be best to do this when your team is officiating to not bother another team working the score table. Please do not take sheets out of the official score book. DO NOT submit this score sheet to the tournament since it is not the official match record. Instead, scan and email it directly to Margo Juergens, OKRVA Officials Chair, at [officialschair@okrva.com](mailto:officialschair@okrva.com) or mail directly to her at 715 Claremont Dr, Norman, OK 73069.

Courses Include:

OK20_103--ALL COURSES MUST BE COMPLETED TO RECEIVE JUNIOR SCORER CERTIFICATION		
MODULE	CODE	DESCRIPTION
Junior Scorer Course Introduction	XXX	The Introduction Course will show you how to maneuver the Academy site and which modules you should complete. Runtime: ~5 min.
Scoring Basics Non-deciding Set (w/quiz)	US20_106	Task-based approach to learning use of the USAV score sheet. Before the match, tracking servers, recording points, substitutions and time-outs, and completing a score sheet. Non-deciding set only. Includes pre-quiz and quiz. Runtime: ~25 min

Scoring – Deciding Set (w/quiz)	US20_107	Task-based approach to learning use the USAV deciding set score sheet. Focused only on differences required on the deciding set. No pre-quiz, but there is ending quiz. Runtime: ~7 min
Libero Control	US20_105	Provides pre-season education for all junior and adult players who could be serving as an assistant scorer as part of a tournament officiating team. Includes scenario-based learning. Runtime: ~16 min

## WANT TO BE A LINE JUDGE OR LIBERO TRACKER?

Individuals will receive a certification for Line Judge or Libero Tracker. Both positions could be vital to the outcome of a match. The Line Judge Clinic should take you about 25 minutes; the Libero Tracker clinic should take about 36 minutes.

OK20_101--COURSES MUST BE COMPLETED TO RECEIVE LINE JUDGE CERTIFICATION		
MODULE	CODE	DESCRIPTION
Junior Line Judge Course Introduction	XXX	The Introduction Course will show you how to maneuver the Academy site and which modules you should complete. Runtime: ~5 min.
Line Judge Essentials	US20_101q	Pre-season education for all junior players or adults who could serve as a line judge as part of a junior tournament officiating team. Includes scenario-based learning. Runtime: ~ 10 MIN.
Junior Signals	US20_103q	Accompaniment to junior first and second referee modules (this signals module is not included in referee modules). Runtime: ~16 min.

OK20_102--COURSES MUST BE COMPLETED TO RECEIVE LIBERO CONTROL CERTIFICATION		
MODULE	CODE	DESCRIPTION
Junior Libero Control Course Introduction	XXX	The Introduction Course will show you how to maneuver the Academy site and which modules you should complete. Runtime: ~5 min.
Junior Signals	US20_103q	Accompaniment to junior first and second referee modules (this signals module is not included in referee modules). Runtime: ~16 min.
Libero Control (w/quiz)	US20_105q	Provides pre-season education for all junior and adult players who could be serving as an assistant scorer as part of a tournament officiating team. Includes pre-quiz and quiz. Runtime: ~ 16 min.

---

# INSTRUCTIONS for JUNIOR PLAYERS ONLINE OFFICIALS TRAINING

---

## USA VOLLEYBALL ACADEMY

### GOOD NEWS!

Several referee and scorer courses will include a Pre-Quiz. If you score 100% on the Pre-Quiz you will be exempt from watching the course material. If you don't ace the pre-quiz you will need to take EVERYTHING that is listed on your course detail page.

**FYI WHEN YOU SEE THE WORD 'CLINIC' THIS IS THE OVERALL CERTIFICATION YOU DESIRE.**


**CLINICS WILL START WITH OK20\_ AND THEN THE CLINIC NUMBER.**

**The letter "OK"-stands for Oklahoma Region and the number "20" represents the year.**

**WHEN YOU SEE THE WORD 'MODULE' THIS IS JUST ONE OF THE COURSES YOU WILL NEED TO FINISH IN THE CLINIC.**

**MODULES WILL ALWAYS BEGIN WITH US20\_ AND THEN THE COURSE NUMBER.**

**The letter "US" stands for the United States and the number "20" represents the year.**



## STEP ONE: REGISTER FOR THE ONLINE CLINIC YOU WISH TO TAKE



Log into “[Login to my USAV Member Account](#)” or go to okrva.com, click on the Registration tab, then click on **LOGIN** under Current/Renewing Members. This will take you to webpoint.usavolleyball.org

You will need to put in your member username and password.

When your personal page opens, on the left side click on the + next to Region Clinics. The click on the tab that opens that reads “**Region Ref/Score Clinic**” and then click on the appropriate clinic you wish to register for.

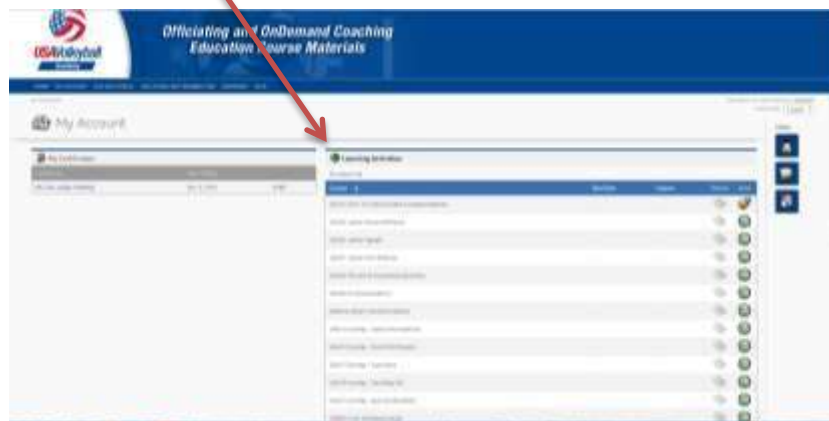



### Junior Clinic choices are:

<u>CODE</u>	<u>CLINIC</u>
OK20_101	OKRVA Junior Line Judge Training
OK20_102	OKRVA Junior Libero Tracker Training
OK20_103	OKRVA Junior Scorer Training
OK20_104	OKRVA Junior Second Referee (R2) Training
OK20_105	OKRVA Junior First Referee (R1) Training
OK20_110	OKRVA Junior Coach Scorer Only Training
OK20_111	OKRVA Junior Coach Referee Only Training

You can launch your clinic courses by clicking on any of these buttons.

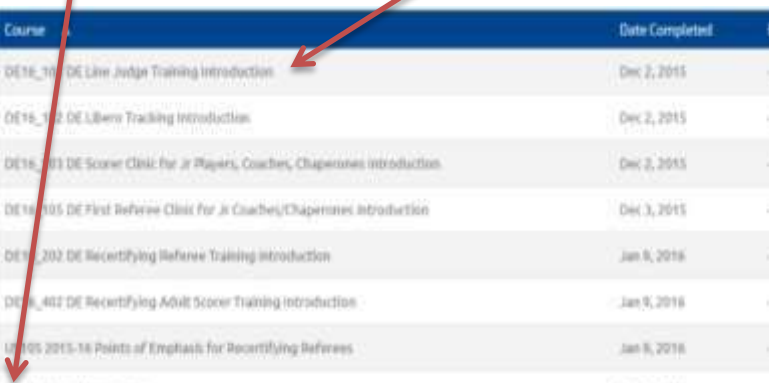
Your USAV account page page to open on the button. you will see Learning section a list of all courses needed to complete the certification you desire. All courses must be completed to finish the clinic.



## STEP THREE: WATCH “COURSE INTRODUCTION”

When USA Volleyball Academy opens, you will see the curricula needed to complete the clinic(s) you previously registered for. Within each clinic there are several courses required for each certification. All courses must be completed before certification is completed.

The first course you should view is listed as a course “Introduction” for the specific clinic you wish to watch. For instance below: You would want to watch the Line Judge Introduction clinic before viewing the course US201 (*course numbers will be different this year—this is only an example*). This introduction course slideshow will give you details regarding the USA Volleyball Academy and what additional information you will need to complete your certification.



Course	Date Completed	Expires	Details	Review
DE16_101 DE Line Judge Training Introduction	Dec 2, 2015	—		
DE16_102 DE Libero Training Introduction	Dec 2, 2015	—		
DE16_103 DE Scorer Clinic for Jr Players, Coaches, Chaperones Introduction	Dec 2, 2015	—		
DE16_105 DE First Referee Clinic for Jr Coaches/Chaperones Introduction	Dec 3, 2015	—		
DE16_202 DE Recertifying Referee Training Introduction	Jan 9, 2016	—		
DE16_402 DE Recertifying Adult Scorer Training Introduction	Jan 9, 2016	—		
US1905 2015-16 Points of Emphasis for Recertifying Referees	Jan 9, 2016	—		
US201 Junior Line Judge	Dec 2, 2015	—		
US219 Net & Center Line Rules	Dec 2, 2015	—		
US805 Scoring Basics Non-deciding Set	Dec 2, 2015	—		
US818a Scoring – Deciding Set	Dec 2, 2015	—		

A detail of each course needed for certification is provided for in this Guidebook (just look under the specific certification you desire).

## STEP FOUR: CHECK FOR YOUR CERTIFICATION

You should be able to view when you have completed your certification while reviewing your USAV Academy main page. Just click on the My Certificates icon to the left of the Learning Activities column for your completed certificates.



To double-check your certification, log back into your member account in Webpoint. If you have completed the courses required for each clinic/certification, your certification will be posted to your member record and your membership card.

If it is not immediately posted you have not completed all the courses required for certification! To check to see what you still need, click back on the USAV Academy button and look at your Transcript Folder icon to the right of the Learning Activities column. This will outline everything you have taken and what you still need to complete.



Click on the Transcript Folder icon to review your process.



# USA VOLLEYBALL ACADEMY HELPDESK AND KNOWLEDGEBASE

***Run in to a problem while taking the online officiating clinics? Worry no more!***

USA Volleyball has a HELPDESK that will assist you in the event of trouble with the online clinics. If a problem was to pop up---don't call the Oklahoma Region office—instead contact the online professionals.

The Help tab is located at the top of your main page in the Volleyball Academy.



Before you submit A Help ticket, take time to review Knowledge Base articles. In many cases, the problem that you are experiencing has also been experienced by someone else and the solution to your problem is posted. If you can't find your particular issue listed, then submit a help desk ticket. Someone will get back to you in a timely manner. Remember to include your name and USAV number, if you have it handy. Always include that you are from the Oklahoma Region on all correspondence to the Help Desk in case the region office can be of assistance.



# 2019-2020 JUNIOR CLUB REQUIREMENT SUMMARY

---

- Club Directors should notify all club members of the certification process and procedure in a timely manner. If available, the Junior Club Officials Guidebook should be added to the team website.
- Each team must provide two certified Junior R1 Referee, one certified Junior R2, one certified Scorer, one certified Libero Tracker and two certified Line Judges.
- Coaches and Club Directors should ensure all team Officials have completed online clinics & exams.
- Club Directors should keep a current list of junior members, coaches and adults that are certified as Junior R1, Junior R2, Scorer, Libero Trackers and Line Judges (available through Webpoint).
- Either the team Coach or certified, rostered Chaperone should work as an official in some capacity during the teams officiating work assignment or be courtside.
- All Officials' certifications are valid for the two (2) year printing of the DCR -Domestic Competition Regulation (rule book).
- Online rosters must be submitted for all Oklahoma Region events, which include the team's officiating team.
- Club Directors are responsible for the training of their team officials.

Failure to complete the required training or misrepresentation of such may be subject to sanction by the Oklahoma Region.

If you have any questions regarding these procedures, please contact the Oklahoma Region Officials Chair (Margo Juergens [margojuergens@att.net](mailto:margojuergens@att.net)) or the region office.

## OKLAHOMA REGION OFFICIALS CONTACT INFORMATION

---

### OFFICIALS CHAIR & MENTOR

MARGO JUERGENS-National Referee/Scorer: Email [margojuergens@att.net](mailto:margojuergens@att.net) Phone: 405-630-7409

### OKLAHOMA REGION REFEREE MENTORS:

STEVE THOMAS-National Referee/Scorer/Beach Referee: Email [steve@thomas.net](mailto:steve@thomas.net) Phone: 918-607-0628

ELLIOT BLAKE-National Referee/Scorer: Email [jelliotblake@yahoo.com](mailto:jelliotblake@yahoo.com) Phone: 954-557-3653

RICH COOPER-National Referee: Email [richcooper@hotmail.com](mailto:richcooper@hotmail.com) Phone: 918-766-3400

ARCHIE SCOTT-Junior National Referee: Email [archiescott@att.net](mailto:archiescott@att.net) Phone: 405-487-0281

JERRY BRANDS-Junior National Referee: Email [jerrysbrands@gmail.com](mailto:jerrysbrands@gmail.com) Phone: 918-231-5216

MICHAEL GOODALL-Junior National Referee: Email [goodall.michael@gmail.com](mailto:goodall.michael@gmail.com) Phone: 918-876-2374

TONI SLAGLE-National Scorer/Zonal Beach Referee: Email [toni.slagle@gmail.com](mailto:toni.slagle@gmail.com) Phone: 918-906-1676

*As the Oklahoma Region Officials Chair & Mentors we invite you to email us regarding your officiating experiences.*

- Do you have questions about USA Volleyball rules or techniques?
- Did you have a situation during a match that you would like to know if you handled correctly?
- Are you unsure about advancement opportunities?

*Whatever you are interested in learning about in the Oklahoma Region, we will do our best to answer your questions. See you on the court!*



Oklahoma Region Volleyball  
18605 Alberto Place  
Edmond OK 73013

Phone: 405-285-6622 Email: [commissioner@okrva.com](mailto:commissioner@okrva.com)

Last Update: 11/11/2019