
INSTRUCTIONS for JUNIOR PLAYERS/COACHES ONLINE OFFICIALS TRAINING

USA VOLLEYBALL ACADEMY

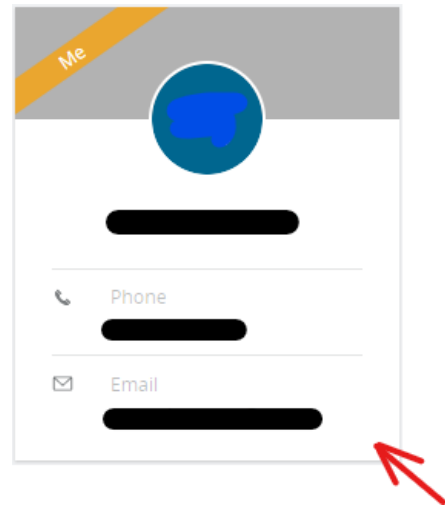
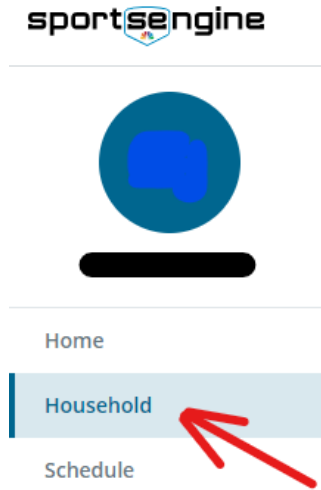
Several referee and scorer courses will include a Pre-Quiz. If you score 90% on the Pre-Quiz you will be exempt from watching the course material. If you do not ace the pre-quiz you will need to take EVERYTHING that is listed on your course detail page.

REGISTER FOR THE ONLINE CLINIC YOU WISH TO TAKE

Member LMS accounts are created at the time of USAV membership purchase and SportsEngine (or MMS) account creation. If a family has multiple players, they should all have their membership information in the same master account, using one set of login credentials (called a "family account"). This is different than past seasons. In the old system, all individuals had to have their own login. *NOTE: Primary account holder MUST be a parent/guardian. Your athlete will have a profile added to your "household" once they have a membership. There is NO charge for the parent to create the Family Account. NOTE: If you are the parent/guardian of a participating athlete, please create the account with your information (including your Name, email address, Date of Birth, etc). You will add your athlete to your SportsEngine account as a sub profile later during the registration and/or rostering process. The member can access USAV Academy from SportsEngine by selecting

Household:

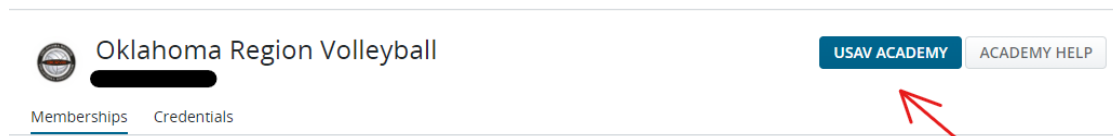
then click on your member icon:

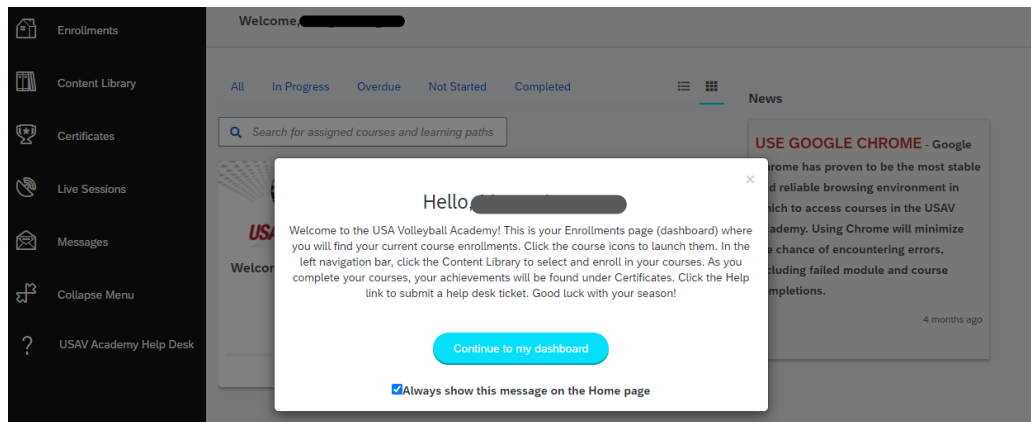


Now your Profile page is displayed, click on [View Details](#) at the bottom of your membership icon:



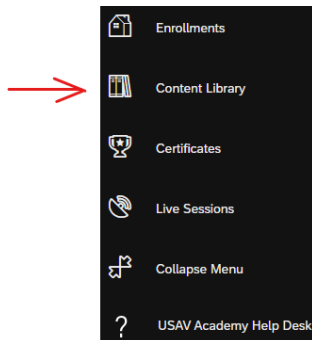
Now your Memberships page is displayed with **USAV ACADEMY** in the upper right corner area of the screen. Click on it and you will be in USAV Academy!





Follow the instructions in the Hello box to access the training modules.

1. Click on Content Library on the left side of the screen to select and enroll in your courses.



2. Junior Clinic choices are:

CODE

CLINIC

OK22_011 USAV Jr. R1

USAV Junior level training for 1st Referee

OK22_012 USAV Jr. R2

USAV Junior level training for 2nd Referee

OK22_013 USAV Jr. Line Judge USAV Junior level training for Line Judge

OK22_014 USAV Jr. Scorer USAV Junior level training for Scorer

OK22_015 USAV Jr. Asst Scorer/Libero Tracker

USAV Junior level training for Asst. Scorer/Libero Tracker

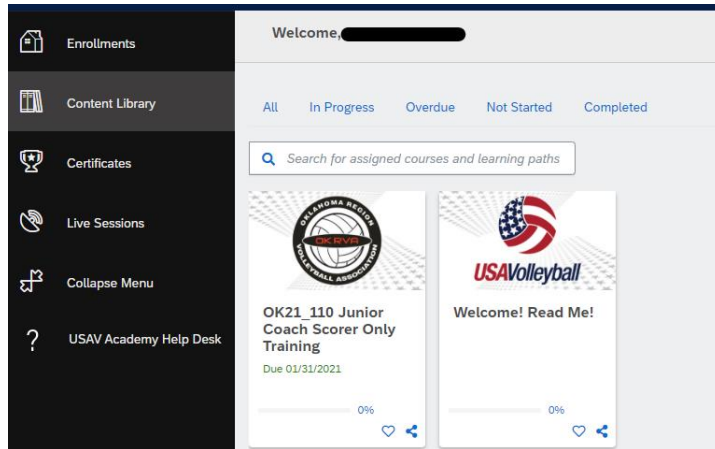
OK22_110

OKRVA Junior Coach Scorer Only Training

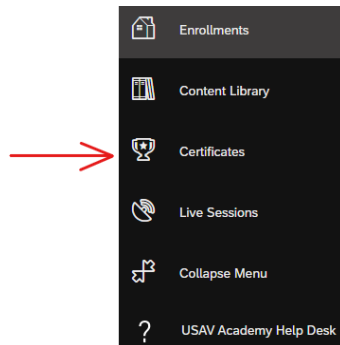
OK22_111

OKRVA Junior Coach Referee Only Training

3. Your enrolled courses will be displayed in your Dashboard.



4. Your completed Badges will be displayed in Certificates.



5. If you have problems with the system, click on USAV Academy Help Desk to report the problem.

- a. Instructions available on the next page of this document

When a user accesses the USAV Academy on mobile phone or mobile device, you will be prompted to download and use the SAP Litmos app. When the app is first launched, you will be asked to submit your "domain". The correct submission is **usavolleyball**

USA VOLLEYBALL ACADEMY HELPDESK AND KNOWLEDGEBASE

USA Volleyball Help Desk will assist you in the event of trouble with the online clinics. If a problem were to pop up---do not call the Oklahoma Region Office— instead, contact the online professionals. The Help tab is located at the bottom of the selections on the left side of your Dashboard in the Volleyball Academy.



Before you submit a Help ticket, take time to review the Knowledge Base articles. In many cases, the problem that you are experiencing has also been experienced by someone else and the solution to your problem is posted. If you cannot find your issue listed, then submit a help desk ticket. Someone will get back to you in a timely manner. Remember to include your name and USAV number. Always include that you are from the Oklahoma Region on all correspondence to the Help Desk in case the Region Office can be of assistance.

A screenshot of the USA Volleyball Academy Help Desk website. The header is dark blue with the USA Volleyball logo and the text "USA Volleyball Academy Help Desk" on the left, and a "sign in" link on the right. Below the header is a search bar with the placeholder text "Search Knowledge base...". Underneath the search bar are three white buttons with icons: "Advanced" (magnifying glass), "New ticket" (pencil), and "Login" (arrow). The main content area is light gray and features two sections: "Membership Issues" and "Safe Sport Issues". The "Membership Issues" section has a sub-header "General Membership Questions (3 articles)" and lists three articles: "Recent Confusing Team Administrator Notification" (updated), "Why don't I see any courses in my USAV Academy account?" (new), and "How do I get to the USAV Academy?". The "Safe Sport Issues" section has a sub-header "General Safe Sport Questions (1 articles)" and lists one article: "Where do I take SafeSport and/or IMPACT?". Both sections have a "View all" button at the bottom.