



2022-2023
Professional Official's
Guidebook

Contents

2022-2023 1

Professional Official’s Guidebook 1

Welcome to USA Volleyball Academy! 4

 OFFICIAL TRAINING SITE FOR OKLAHOMA REGION REFEREES AND SCORERS 4

 PROGRAM OBJECTIVE 4

“Professional” Official —I Want to Work for Pay! 5

OKRVA/USAV Member Registration 6

Code of Professional & Ethical Conduct for 12

Oklahoma Region Officials 12

USA Volleyball Code of Conduct 2022-2023 Season 13

OKRVA is introducing the Purple card in 2022-2023 Season..... 13

Safesport Training Required for All Officials

..... 14

Introduction to Volleyball Officiating 15

Official Uniform for All Professional Referees and Scorers

..... 16

Online Officiating Clinics

..... 17

 Register for the Online Clinic You Wish to Take..... 17

.....	21
Requirements for New Adult Referee	
.....	22
OK23_201 NEW ADULT REFEREE TRAINING	23
Requirements for Recertifying Provisional Referee	
.....	24
OK23_202 RECERTIFYING PROVISIONAL REFEREE TRAINING.....	25
Procedure to Apply for Regional Referee Certification	25
Requirements for Recertifying Regional Referee	27
OK23_203 RECERTIFYING REGIONAL REFEREE TRAINING	28
Procedure to Apply for Junior National Referee Certification.....	29
Procedure to Apply for National Referee Certification	30
Requirements for Provisional Adult Scorer	31
OK23_301 PROVISIONAL ADULT SCORER TRAINING	32
Requirements for Regional Adult Scorer	33
OK23_302 REGIONAL ADULT SCORER TRAINING	34
Procedure to Apply for National Scorer Certification.....	35
Register to Officiate at Tournaments	36
Oklahoma Region National Officials & Officials Committee Contact Information	38

Welcome to USA Volleyball Academy!

OFFICIAL TRAINING SITE FOR OKLAHOMA REGION REFEREES AND SCORERS

The Oklahoma Region uses USA Volleyball's officiating training & education site called "USA Volleyball Academy" as the official clinic/exam system. The clinics introduce the rules of the game to our members and provides them with the guidance and support to make their tournament experiences structured, fair and more enjoyable.

USA Volleyball Academy has more than 75 officiating clinics, training materials, quizzes, and exams; it is the official training site for all USA Volleyball officials. Users will have a single sign-on capability jumping directly from their SportsEngine account into the Academy without entering any other username or password. When a module is successfully completed in any Training Course, it will be marked as completed in other Training Courses for your enrollment.

It is important for you to read this Professional Official's Guidebook thoroughly to understand the steps to becoming a certified Oklahoma Region Official. Referee and Scorer certifications are divided into two categories: 1) Professional Officials which are adults that want to work for pay and 2) Junior Club Officials which are players and adults of a Junior Volleyball Club that work as part of the tournament requirements. As someone who desires to work for pay, follow instructions listed in this Guidebook for certification. Junior Club Officials have their own Guidebook. Note: Professional Officials are held to a higher standard, therefore training and testing is more detailed.

PROGRAM OBJECTIVE

- To educate, train, and evaluate officials for the sport of volleyball.
- Establish criteria for progressive levels of officiating certification and directing the certification process for Oklahoma Region officials.
- Disseminating information about officiating opportunities.
- Promoting the use of officials who are certified by the Oklahoma Region
- Develop and maintain professional and ethical conduct guidelines for Oklahoma Region officials.

“Professional” Official —I Want to Work for Pay!

Those individuals who are not associated with a Junior Club may register with USA Volleyball and the Oklahoma Region to become a “Professional” Official.

Officials who are certified by the Oklahoma Region/USA Volleyball are not employees of the Oklahoma Region or USA Volleyball. All Officials serve as independent contractors when officiating at Oklahoma Region/USAV sanctioned events. An Oklahoma Region Official’s certification lasts for one membership season (September 1-August 31 each year) and must be annually renewed by registering as an Oklahoma Region/USAV member. The term includes all officiating activities, including but not limited to, officiating, serving as a clinician, participating with referee ratings/training/certifications, tournament staff positions, and travel to/from Oklahoma Region sanctioned events. As independent contractors, Officials are responsible for maintaining appropriate financial records for tax-filing purposes. Officials/independent contractors are not entitled to benefits, including workers’ compensation and unemployment. Referees should obtain their own medical and disability insurance for officiating-related work. However, as Oklahoma Region/USAV members, all Officials are covered by USA Volleyball’s liability and secondary health insurances during sanctioned events.

Officials who work volleyball events in the Oklahoma Region must be registered through USA Volleyball. Independent adults (age 18 and above) may register with the Oklahoma Region as a Professional Official with a yearly membership of \$30 (\$5 to OKRVA and \$25 to USAV). It is the policy of the Oklahoma Region that individuals officiating sanctioned events must submit to a background screening as determined by USA Volleyball. Background screenings are to be completed every year at an additional cost of \$14. The Oklahoma Region of USA Volleyball will not register, or allow to be registered, any individual who refuses to consent to a background screen if he or she intends to participate in Oklahoma Region sanctioned events. A background screening is not required for individuals classified as junior players or members not associated with juniors’ activities.

OKRVA/USAV Member Registration

If you do not already have a SportsEngine Account, you must create an account before you can purchase a membership. There is no charge for the SportsEngine Account. If you already have a SportsEngine account, skip these steps below and go to the next page.

How to Create a SportsEngine Account

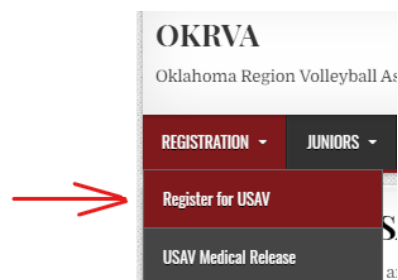
1. Navigate to sportsengine.com.
2. **In the upper right-hand corner of your screen, click Sign In.**
3. Enter your email address and click Next.
4. Fill out all the requested information.
5. Once complete, click Sign Up.

Verify Your SportsEngine Account

1. Navigate to your email inbox.
2. Open the "**Activate Your SportsEngine Account**" email.
 - **NOTE:** If you do not receive this email within 5 minutes, be sure to check your junk/spam folder.
3. Click **Activate My Account**.

Helpful Tip! *If you are experiencing issues when trying to create a SportsEngine account, please reach out to accounthelp@sportsengine.com.*

Registration is available on okrva.com on the Registration tab.



Click on USAV Memberships – Join through SportsEngine:

USAV Player and Adult Registration

If you are transferring from another region, please [contact the registrar](#) before registering below.

- **Any player** wishing to tryout, practice, or participate in any USAV sanctioned tournament in the Oklahoma region must register online with USAV ahead of any event. (\$55 = OKRVA fee of \$30 + USAV fee of \$25)
- **Any adult** wishing to affiliate with a team must register with USAV in order to be placed on a roster as:
 - a coach (\$35 = OKRVA fee of \$10 + USAV fee of \$25)
 - a chaperone or team rep (\$27.50 = OKRVA fee of \$2.50 + USAV fee of \$25), or
 - an official/club director (\$30 = OKRVA fee of \$5 + USAV fee of \$25).
 - In addition, all adult memberships require a background check every year costing \$14, which is billed separately.

Pay the appropriate fee(s) online at time of registration to complete the membership and be eligible immediately.

All questions can be sent [here](#).


[USAV Memberships - Join through SportsEngine](#)


[Troubleshooting for Players/Parents](#)

Renewing members may login automatically if the browser has saved the login email and password.

This screen should be displayed to New Members, Region Selection = Oklahoma, Club Name = Oklahoma Region Officials

Region Selection




Currently Registering: 


If you are unsure of the region you are a member of, please click into y

Region Selection: *

Make Selection



Club Name: *



Make the indicated selections below: Club/Team Staff (non-coach) and 22-23 Oklahoma Officials/Tournament Directors.

< Member information



OKLAHOMA REGION VOLLEYBALL
MEMBERSHIP

How will [REDACTED]
participate?

If you participate in multiple roles, select the
primary way you will participate.

- ☒ Club/Team Staff (non-coach)
- ☐ Coach ?

NEXT

[Learn more about Oklahoma Region Volleyball memberships](#)
[What's SportsEngine?](#)
[Need Help? SportsEngine Help Center](#)



Select the membership for [REDACTED]

RECOMMENDED

21-22 Oklahoma
Chaperone - SafeSport
& Background Screen
Required



Allows for participation in non-coach roles in all USAV/RVA sanctioned events. The participant must successfully pass a background screen and be SafeSport trained prior to participation. Coaches should choose the "coach" specific membership to be eligible.

21-22 Oklahoma
Officials/Tournament
Directors - SafeSport &
Background Screen
Required



CHECKOUT

When you get to the checkout page, you will see two “transactions” that equal the total membership price. One transaction represents the fees going to Oklahoma Region, and the other represents the fees going to USAV. **This is different than in the past.** Do not be confused. You will still be charged the same amount - you are just going to see an itemized breakdown. You may also see two separate charges (totaling the amount of your membership) on your credit card statement.

STEPS TO BECOME ELIGIBLE

After a membership is purchased, you will receive an e-mail outlining the additional steps necessary to become eligible to participate. This can include a background screening, SafeSport certification, etc. Your account will also show these steps.

ONE MORE STEP TO REQUEST BACKGROUND SCREENING

Any adult who is affiliated with junior volleyball program in any capacity will be required to complete a USAV background screening. Background screenings will be a separate purchase, done after your membership purchase is complete. **This is different than past seasons.** You will automatically receive a link via e-mail to purchase a BGS. Background Screening is required each season.

USAV background screening fees are below:

- A citizen background screening cost \$14.

Non-citizen screenings require an additional fee be collected:

- Canada screening total is \$89 (\$75 for Canada and \$14 domestic).
- The International screening total is \$164 (\$150 for international and \$14 domestic).

“Oklahoma Region Officials” CLUB

Even though you may have registered for Oklahoma Region Officials Club, you must be invited to join. After you have completed your membership registration, you will receive an email request to join Oklahoma Region Officials Club. By accepting this invitation, you will receive updates and information regarding officiating opportunities.

Code of Professional & Ethical Conduct for Oklahoma Region Officials

Conduct of all Oklahoma Region officials shall always be at the highest standard. The Oklahoma Region has a set of standards to the behavior of its members, and those standards are detailed in the USAV Participant Code of Conduct.

- Officials are free from bias, are impartial, and render neutral decisions.
- Officials avoid a conflict of interest or situations that may create the perception that there is a conflict of interest. Officials treat other officials with dignity and respect.
- Officials always seek self-improvement.
- Officials do not condone or participate in activities that unfairly limit access to participants based on age, gender, race, national origin, religion, sexual orientation, disability, language, and socioeconomic status. Officials do not fraternize with coaches, players, spectators, event administrators, or other participants.
- Officials do not exploit or misuse their power for personal gain, to give unfair advantage to certain individuals, or harm other officials' careers and opportunities. Officials do not engage in sexual harassment.
- Officials do not use illegal substances of any kind.
- Officials do not engage in physical, verbal, or emotional harassment, or abusive words or actions.

USA Volleyball Code of Conduct 2022-2023 Season

Link to USA Volleyball Code of Conduct: <https://usavolleyball.org/wp-content/uploads/2020/12/2023-Code-of-Conduct.pdf>

OKRVA is introducing the Purple card in 2022-2023 Season

The purpose and intent of the Purple Card (PC) Sanction policy is to effectively address and sanction any unruly, abrasive, or prohibited behavior by any OKRVA member (adult or junior), parent or spectator, attending and observing any OKRVA sanctioned tournament. This policy is further intended to preserve order in its activities and maintain the safety and protection of all OKRVA members. This policy outlines the procedural usage of the “PURPLE” card, which supplements the yellow and red sanction cards currently used by match officials (as dictated by the USAV Indoor Rules Book). The USAV Code of Conduct remains in effect.

Please refer to the OKRVA Purple Card Policy, which is available on OKRVA.com under the OFFICIATING tab.

Safesport Training Required for All Officials

USA Volleyball and Oklahoma Region are committed to providing a safe and positive environment for its participants' physical, emotional, and social development and ensuring it promotes an environment free from abuse and misconduct. As part of this program, USA Volleyball and Oklahoma Region have implemented policies that address various types of abuse and misconduct, and certain policies intended to reduce, monitor, and govern the areas where potential abuse and misconduct might occur. USA Volleyball/Oklahoma Region Official who violates any of the said policies is subject to appropriate disciplinary action including but not limited, to suspension, permanent suspension and/or referral to law enforcement authorities. Oklahoma Region has a zero tolerance for abuse and misconduct.

SafeSport address the following types of abuse and misconduct:

- Bullying, Threats and Harassment
- Hazing
- Harassment, including Sexual Harassment
- Emotional Misconduct
- Physical Misconduct
- Sexual Misconduct

As part of this commitment, Oklahoma's Professional Officials are required to complete the SafeSport online training prior to working events. The online training courses will provide Officials the necessary information to recognize, reduce and report abuse and misconduct. The link to online course can be found at <https://www.okrva.com> click the Safe Sport and IMPACT tab, then click the Certification/Training tab. After completion of the course, the SafeSport certification will be recorded on the Household/Credentials screen.

SafeSport Refresher must be completed every year now. Any official hired to work in Oklahoma Region events must be SafeSport certified! This includes officials hired from outside the Oklahoma Region. It is the Tournament Director's responsibility to ensure that ALL officials hired to work their events has completed SafeSport training. Certification is posted to each Official's USAV membership record and membership card. If assistance is needed for verification, please contact the Oklahoma Region office.

How to Register for SafeSport Training

1. Login at [MySportsEngine.com](https://www.mysportsengine.com)
2. On the left-hand side of the page, click the **Household** tab.
3. Select the user profile that will be completing the SafeSport certification.
4. On the right side of the page, under the membership, click **View Details**.
5. Click on the name of the membership.
6. Next to *SafeSport Certification*, click **Complete Certification/Training**.
 - NOTE: SafeSport certification button will read based upon the actual credential needed (ex. Complete Core Training) Ignore any past trainings labeled "Expired."
7. Complete the needed SafeSport Certification.

Introduction to Volleyball Officiating

It takes a corps of trained personnel to officiate a volleyball match. Those officials are referred to specifically as:

- **First Referee (R1)** - The first referee carries out his/her functions standing on a referee's stand located at the opposite end of the net from the score table. The first referee directs the match from the start of the official match protocol until the end of the match. The first referee has authority over all players and officials from his/her arrival at the court until the conclusion of the match.
- **Second Referee (R2)**: The second referee takes a position on the side of the court opposite and facing the first referee. The second referee is the primary liaison between the referee crew and the coaches, players, scorekeeper, and event management, and provides a valuable perspective because it is impossible for the first referee to get a clear view of all the action on the court.
- **Line Judges**: Two line judges are used in most matches. They are positioned at the intersection of an end line and a sideline, one to the right of the first referee and one to the right of the second referee. The line judges give information to the first referee regarding the location of the ball when it hits the floor, the legality of the path of the ball as it crosses the net, and which team touched the ball last.
- **Scorer and Assistant Scorer**: The scorer uses the official score sheet to record all points earned, substitutions made, and sanctions imposed during a match. The assistant scorer is also known as the Libero tracker and records the exchanges of the Libero and other players during the match.

Sometimes the term "officials" is used synonymously with "referee". Used correctly, the term "official" should be used to collectively refer to any of the above officiating corps. The term "Professional Officials" refers to individuals who are not associated with a club and who work for pay at USAV events. The term "Junior Officials" refers to junior team members certified to fulfill requirements for their team officiating duties. Individuals who successfully complete the junior club certification process will receive the Oklahoma Region Certification: Junior Referee or Junior Scorer. The following pages list requirements for Professional Officials. Junior Officials have their own Guidebook.

Official Uniform for All Professional Referees and Scorers

As the official is representing the Oklahoma Region, exceptional care should be taken to insure an overall good appearance. Unless otherwise instructed by the Chair, the official uniform required at all Oklahoma Region competitions shall be the official USAV uniform as outlined in the USA Volleyball Official Guide.

- Short-sleeved or long-sleeved white polo shirt with “Volleyball Certified Official” embroidered on the left sleeve in navy; or the blue, grey, or white (short or long) sleeve polo with the **new** logo “Certified Volleyball Official” embroidered in black on the left sleeve; or shirt provided by event organizer. **Note: the white polo shirts with “Volleyball Certified Official” will be allowed in Oklahoma Region and first year officials can wear a plain white polo.**
- Dark navy pants or slacks (with navy or black belt).
- All white shoes and socks (below ankle height socks/contrast trim or logos not permitted).
- Dark navy shorts (optional for warm weather and only when approved by the tournament coordinator).
- Appropriate USA Volleyball Official’s patch, worn on the right side of the chest

Other equipment: Whistle attached to a lanyard; Red and Yellow sanction cards concealed from view; Timing device that can track seconds and minutes; Ball gauge; Ball pump; Net measuring device; Tossing coin; Current Indoor Rules Book.
Contact OKRVA Officials Chair – Margo Juergens for Indoor Rule Book.

Links for Official apparel and accessories:

- VB Official’s Gear : Authorized vendor for blue, grey and white official’s shirts with new logo. <http://vbofficialsgear.com/>
- The Ref Shop: Alternative source for acquiring uniforms and necessary volleyball referee supplies.

2022-2023 USAV Indoor Rule Book on Your Mobile Device

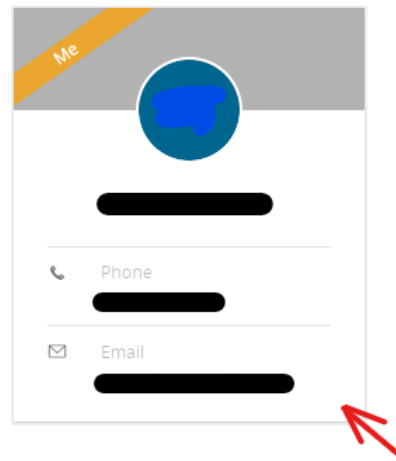
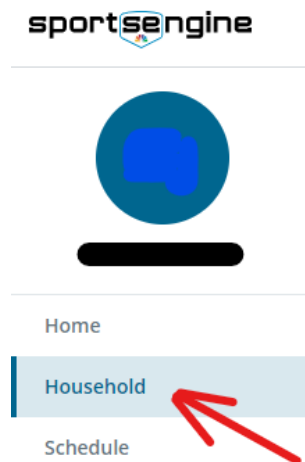
- Digital versions of the 2021-23 Indoor Rule Book are available for download.
- <https://usavolleyball.org/resources-for-officials/rulebooks-and-interpretations/> (Click on INDOOR RULEBOOKS)
- This link has links to Complete Indoor Rulebook, Abridged Indoor Rulebook, Indoor Officiating and Scoring Guidelines, and Indoor Critical Rules and Interpretations.

Online Officiating Clinics

Register for the Online Clinic You Wish to Take

Member LMS accounts are created at the time of USAV membership purchase and SportsEngine (or MMS) account creation. The member can access USAV Academy from SportsEngine by selecting Household:

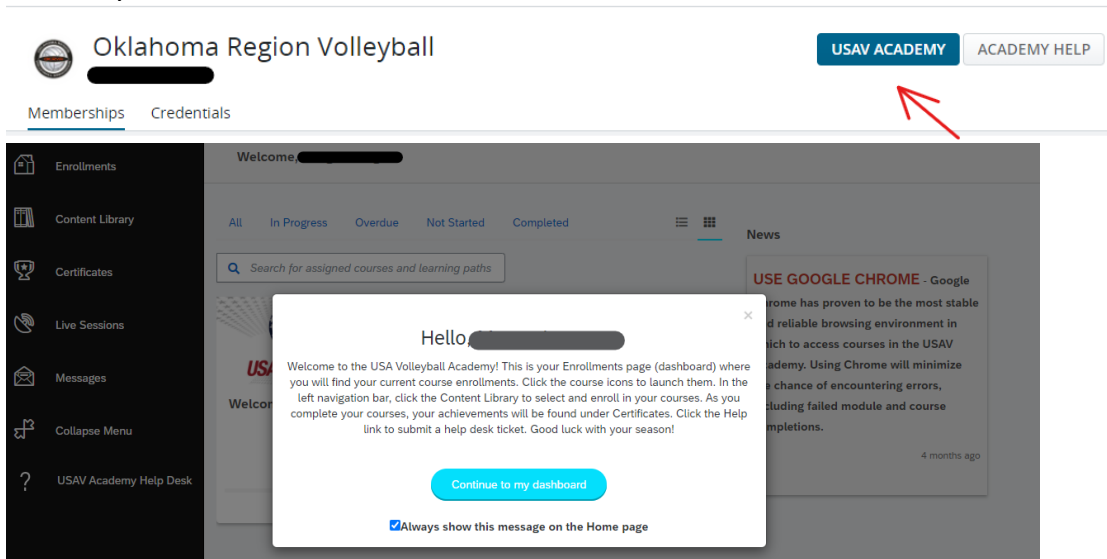
then click on your member icon:



Now your Profile page is displayed, click on [View Details](#) at the bottom of your membership icon:

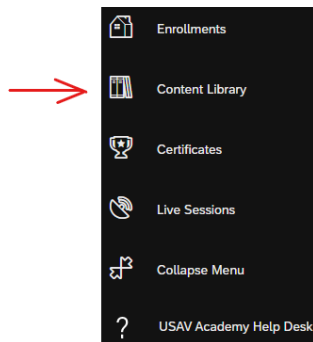


Now your Memberships page is displayed with **USAV ACADEMY** in the upper right corner area of the screen. Click on it and you will be in USAV Academy!



Follow the instructions in the Hello box to access the training modules.

1. Click on Content Library on the left side of the screen to select and enroll in your courses.




2. Professional Clinic choices are:
 - OK23_201 New Adult Referee Training
 - OK23_202 Recertifying Provisional Referee Training
 - OK23_203 Recertifying Regional Referee Training (for Regional Referees only)
 - OK23_301 Provisional Adult Scorer Training

OK23_302 Regional Adult Scorer Training

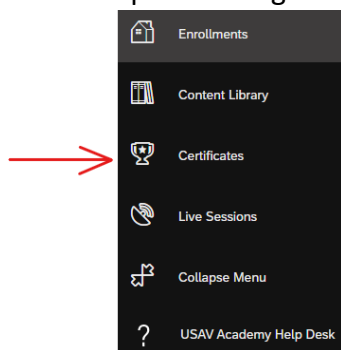
Optional Courses are US22 The Cram Session (for testing), US22 The Whole Shebang! – Part 1 and US 22 The Whole Shebang! – Part 2. The Whole Shebang courses include all courses available.

- a. A detailed list of each course needed for a certification is provided in this Guidebook (just look under the certification you desire). Please note: It is particularly important for all referees to understand how to keep score and read a USA Volleyball score sheet. Therefore, it is strongly suggested that all referees take OK Provisional Adult Scorer Training.

3. Your enrolled courses will be displayed in your Dashboard.



4. Your completed Badges will be displayed in Certificates.




5. If you have problems with the system, click on USAV Academy Help Desk to report the problem.
 - a. Instructions available on the next page of this document

When a user accesses the USAV Academy on mobile phone or mobile device, you will be prompted to download and use the SAP Litmos app. When the app is first launched, you will be asked to submit your “domain”. The correct submission is **usavolleyball**

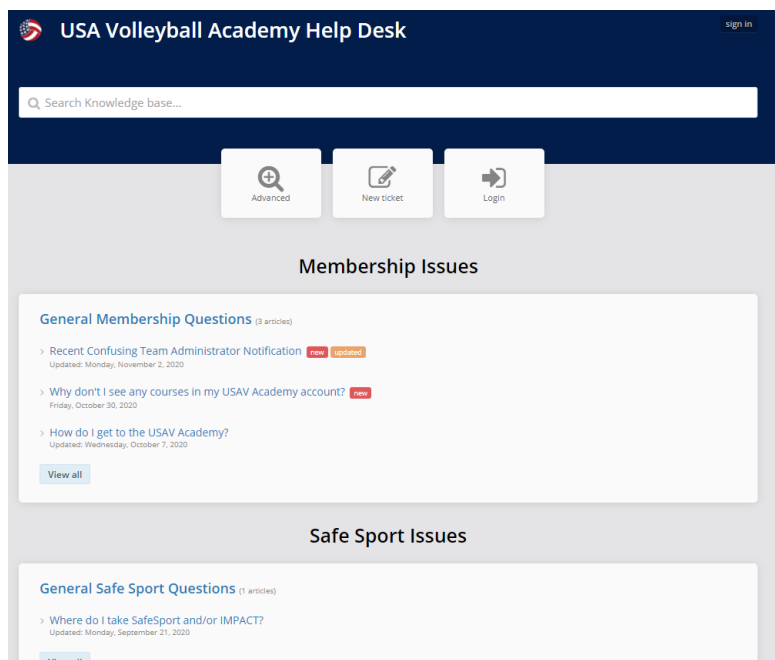
USAV Academy Help Desk and Knowledgebase

USA Volleyball Help Desk will assist you in the event of trouble with the online clinics. If a problem were to pop up---do not call the Oklahoma Region office—instead, contact the online professionals. The Help tab is located at the bottom of the selections on the left side of your Dashboard in the Volleyball Academy.



<https://help.usavolleyballacademy.org/>

Before you submit a Help ticket, take time to review the Knowledge Base articles. In many cases, the problem that you are experiencing has also been experienced by someone else and the solution to your problem is posted. If you cannot find your issue listed, then submit a help desk ticket. Someone will get back to you in a timely manner. Remember to include your name and USAV number. Always include that you are from the Oklahoma Region on all correspondence to the Help Desk in case the region office can be of assistance.



Requirements for New Adult Referee

For NEW Adult Referees who do not hold any USA Volleyball Referee rating

- Be a current member in good standing within Oklahoma Region – 1. USA Volleyball member with a completed/passed background screening and SafeSport certification, 2. View and complete the appropriate online clinic, [OK23_201 New Adult Referee Training](#), which will include the courses listed on following page. Allow enough time for the background screening to be returned as passed and complete the SafeSport online training course prior to working events. Instructions for the online SafeSport course can be found on Page 14.
- Complete the exam. Note: USAV's practice referee exam is also available in your member account to take as many times as you would like to either become more familiar with the rules or to prepare for the referee exam.
- Work as a Referee at two OKRVA-sanctioned tournaments.
- Understand the basics of scoring and how to read a USA Volleyball score sheet.
- Have a general knowledge of the rules, mechanics & techniques used by USA Volleyball Referees.
- Understand the basics of transitioning and positioning as an R2.
- Show awareness of rotational faults.
- Show back row awareness.
- Receive two R1 ratings by a certified Provisional, Regional, or National referee or approved rater during a sanctioned OKRVA tournament or an OKRVA clinic/rating session. A ratings clinic may be for a set, match or as many as determined by the clinician in charge.
- Any reports of concerns regarding but not limited to an official's performance and/or actions on or off the court will be reviewed by the OKRVA Officials Committee and addressed in a timely manner.
- **Certification is valid for one year.**

First year professional referees should take **Clinic OK23_201 for New Adult Referee Training**. This clinic is detailed and includes all the courses listed on the following page. All courses must be completed before certification. Completion-time for the courses listed in the clinic is estimated at nearly 5 hours (add an additional 90 minutes for SafeSport). All courses are set up as "On-Demand" in which you can log in and out at your convenience without losing material already taken. Take a few courses at a time, pace yourself! **US23 The Cram Session *OPTIONAL*** - User driven practice exam to assist user with rules familiarization and taking exams. User may take as many practice exams as desired. This Cram Session will not show as complete.

OK23 201 NEW ADULT REFEREE TRAINING

Certification of Provisional Referee received upon completion of courses and ratings.

MODULE	CODE	DESCRIPTION
2022-22 Critical Rules & Interpretations	051	Guide to critical rules and interpretations for 2021-22. Provides direction to officials for the upcoming season. Designed for experienced scorers and referees of all levels. (~ 25 min)
Uniform Requirements & Reminders	053	A brief guide on player uniforms, legal numbering, and contrasting Libero colors. (~ 9 min)
Line Judge Essentials (w/quiz)	101q	Pre-season education for line judge as part of a junior tournament officiating team. Includes scenario-based learning. (~10 min.)
Scoring Basics Non-deciding Set	106q	Task-based approach to learning use of the USAV score sheet w/quiz. (~25 min.)
Official Uniform and Equipment	201	Covers required and optional attire and equipment for all officials. (~8 min)
Ground Rules	202	Covers process for establishing ground rules. (~17 min)
Signals	204	Explains the proper mechanics used to make all signals in USA Volleyball officiating. (~27 min)
Intro to R1 Responsibilities	205	Outlines duties of first referee before, during, and after play. (~13 min.)
Net & Center Line Rules	206	Outlines what should and should not be whistled as a net fault for the current season. (~10 min)
Net Play	207	Explains legal and illegal attacks, back-row situations, and how they are to be judged. (~13 min)
Time-outs and Subs	211	Explains/demonstrates proper techniques & mechanics for time-outs & subs. (~10 min)
Sport Court Rules	302	Addresses rules for play when Sport Court is used as the playing surface. (~5 min)
Officiating U14s	303	Highlights rule exceptions in place for refereeing U14 volleyball. (~9 min.)
Alignment Basics: 5-1	309	Overview of 5-1 serve receive patterns, highlighting potential positional faults. (~19 min)
Handling Injury Situations	311	Outlines the proper ways to handle player injuries. (~11 min)
Ball Handling Best Practices	312	Video clips accompanied by tips & hints to teach the nuances of ball handling calls. (~17 min)
Net Fault Awareness	317	A look at techniques to improve accuracy of R2 judgment of net contact. (~10 min)
Center Line Fault Awareness	318	Best practices for making good judgment calls on center line plays. (~5 min)
Reaching Over the Net	319	Teaches the foundation and nuances of reaching over the net call through video clips. (~12 min)
Getting Rated	321	Outlines best practices for preparing for and completing the rating process. (~23 min)
Professionalism I	323	Outlines basics of officiating professionalism. (~6 min)
Rules Exam	801	Referee Exam. Bank of questions, 50 of which are delivered. No limit on number of retries.

REMEMBER: Before certification is approved all courses/tests, ratings, background screening and SafeSport training must be completed. Certification is valid for one year.

Requirements for Recertifying Provisional Referee

For returning Provisional Referees who were Certified as a Provisional Referee last season.

Referees who hold a Provisional certification should take clinic **OK23_202** Recertifying Provisional Referee Training.

- Be a current member in good standing within Oklahoma Region – 1. USA Volleyball member with a completed/passed background screening and SafeSport certification, 2. View and complete the appropriate online clinic, [OK23_202 Recertifying Provisional Referee Training](#), which will include the courses listed on following page. Allow enough time for the background screening to be returned as passed and complete the SafeSport online training course prior to working events. Instructions for the online SafeSport course can be found on Page 14.
- Complete the exam. Note: USAV's practice referee exam is also available in your member account to take as many times as you would like to either become more familiar with the rules or to prepare for the referee exam.
- Work as a Referee at two OKRVA-sanctioned tournaments.
- Understand the basics of scoring and how to read a USA Volleyball score sheet. Should be able to keep score on USA Volleyball score sheet.
- Have a general knowledge of the rules, mechanics & techniques used by USA Volleyball Referees.
- Understand the basics of transitioning and positioning as an R2.
- Show awareness of rotational faults.
- Show back row awareness.
- Receive one R1 rating and one R2 rating by a certified Provisional, Regional, or National referee or approved rater during a sanctioned OKRVA tournament or an OKRVA clinic/rating session, AND rate one R1/R2 during a sanctioned OKRVA tournament. A ratings clinic may be for a set, match or as many as determined by the clinician in charge. These ratings should be completed no later than February 1.
- Any reports of concerns regarding but not limited to an official's performance and/or actions on or off the court will be reviewed by the OKRVA Officials Committee and addressed in a timely manner.
- **Certification is valid for one year.**

Returning Provisional referees should take **Clinic OK23_202 for Recertifying Provisional Referee Training**. This clinic covers more advanced training and includes all the courses listed on the following page. All courses/ratings must be completed before certification. Completion-time for the courses listed in the clinic is estimated at 3.3 hours (add an additional 90 minutes for SafeSport). All courses are set up as "On-Demand" in which you can log in and out at your convenience without losing material already taken. **US23 The Cram Session *OPTIONAL*** - User driven practice exam to assist user with rules familiarization and taking exams. User may take as many practice exams as desired. This Cram Session will not show as complete.

OK23 202 RECERTIFYING PROVISIONAL REFEREE TRAINING

Certification of Provisional Referee received upon completion of courses and ratings.

MODULE	CODE	DESCRIPTION
2021-23 Critical Rules & Interpretations	051	Guide to critical rules and interpretations for 2021-22. Provides direction to officials for the upcoming season. Designed for experienced scorers and referees of all levels. (~ 25 min)
Uniform Requirements & Reminders	053	A brief guide on player uniforms, legal numbering, and contrasting Libero colors. (~ 9 min)
Net Play	207	Explains legal and illegal attacks, back-row situations, and how they are to be judged. (~13 min)
Taking Care of Business	301	Investigates some of the many details a referee must attend to during a tournament. Recommendations from head referees for points of focus for referees at convention center events. (~10 min)
Sport Court Rules	302	Addresses rules for play when Sport Court is used as the playing surface. (~5 min)
Officiating U14s	303	Highlights rule exceptions in place for refereeing U14 volleyball. (~9 min.)
Preventive Officiating	305	Considers the area of preventive officiating, from the moment a referee walks onto the court until the moment a referee leaves the court at the end of the match. (~15 min.)
Alignment Basics: 5-1	309	Overview of 5-1 serve receive patterns, highlighting potential positional faults. (~19 min)
The Art of Assessing Sanctions	310	Is assessing a sanction black and white? What factors play into these difficult decisions? (~10 min.)
Handling Injury Situations	311	Outlines the proper ways to handle player injuries. (~11 min.)
Ball Handling Best Practices	312	Video clips accompanied by tips and hints to teach the nuances of ball handling calls. (~17 min.)
Net Fault Awareness	317	A look at techniques to improve accuracy of second referee judgment of net contact. (~10 min.)
Center Line Fault Awareness	318	Best practices for making good judgment calls on center line plays. (~5 min.)
Reaching Over the Net	319	Teaches the foundation of reaching over the net call through a series of video clips. (~12 min.)
What Would You Do?	320	Through video examples, explores a series of judgement calls. (~20 min.)
Professionalism II	324	Explores recipe of professionalism for volleyball officials. (~8 min)
Rules Exam	801	Referee Exam. Bank of questions, 50 of which are delivered. No limit on number of retries.

REMEMBER: Before certification is approved all courses/tests, ratings, background screening and SafeSport training must be completed. Certification is valid for one year.

Procedure to Apply for Regional Referee Certification

- Be a current member in good standing within Oklahoma Region – 1. USA Volleyball member with a completed/passed background screening and SafeSport certification, 2. View and complete the appropriate online clinic, [OK23_202 Recertifying Provisional Referee Training](#), which will include the courses listed on previous page. Allow enough time for the background screening to be returned as passed and complete the SafeSport online training course prior to working events. Instructions for the online SafeSport course can be found on Page 14.
- Serve a minimum of one full USAV season as Provisional Referee in Oklahoma Region.
- Receive a recommendation by a OKRVA Regional Referee, a USAV Junior National, or a USAV National Referee to be evaluated at OKRVA Rankings Tournament or OKRVA Regional Championships. (For 2023, the Rankings Tournament will be held on February 25, at Titan Sports Center. The OKRVA Regional Championships will be held on May 6 - 7 at the Bennett Center at the OKC Fairgrounds.)
- A referee may apply for Regional Referee Certification at either event but not both. Candidates who are not promoted at either of the Tournaments must wait until the subsequent season to be reconsidered for Regional Referee Certification.
- Contact OKRVA Officials Committee by email to notify of intent before February 1 of the current season.
- View and complete the modules listed below that are available in [OK23_203 Recertifying Regional Referee Training](#). These modules should be completed before the Regional Referee Certification.
 - 328 – What Ifs
 - 401 – Referee Interaction with Coaches
 - 402 – Ball Handling – Getting the Tough Calls Right
 - 403 – Back Row Awareness
- Understand the basics of scoring and how to read a USA Volleyball score sheet. Should be able to keep score on USA Volleyball score sheet.
- Have good mechanics.
- Know the techniques of an R1 & R2.
- Know how to transition as an R2.
- Recognize rotational faults.
- Recognize back row faults.
- Ball handling - doubles can still be called. You should set your baseline of acceptable ball handling and then stick to it. Most importantly, you must be consistent.

Requirements for Recertifying Regional Referee

For Referees who already hold a Regional certification:

- Be a current member in good standing within Oklahoma Region – 1. USA Volleyball member with a completed/passed background screening and SafeSport certification, 2. View and complete the appropriate online clinic, [OK23_203 OKRVA Recertifying Regional Referee Training](#), which will include the courses listed on following page. Allow enough time for the background screening to be returned as passed and complete the SafeSport online training course prior to working events. Instructions for the online SafeSport course can be found on Page 14.
- Complete the exam. Note: USAV's practice referee exam is also available in your member account to take as many times as you would like to either become more familiar with the rules or to prepare for the referee exam.
- Work as a Referee at two OKRVA-sanctioned tournaments.
- Complete and maintain at least a Provisional Scorer Certification.
- Have good mechanics.
- Know the techniques of an R1 & R2.
- Know how to transition as an R2.
- Recognize rotational faults.
- Recognize back row faults.
- Receive one R1 rating and one R2 rating by a certified Regional or National-level referee during a sanctioned OKRVA tournament or an OKRVA clinic/rating session, AND rate one R1/R2 during a sanctioned OKRVA tournament. A ratings clinic may be for a set, match or as many as determined by the clinician in charge.
- Any reports of concerns regarding but not limited to an official's performance and/or actions on or off the court will be reviewed by the OKRVA Officials Committee and addressed in a timely manner.
- **Certification is valid for one year.**

Returning Regional referees should take **Clinic OK23_203 for Recertifying Regional Referee Training**. This clinic covers more advanced training and includes all the courses listed on the following page. All courses/ratings must be completed before certification. Completion-time for the courses listed in the clinic is estimated at 3 hours (add an additional 90 minutes for SafeSport). All courses are set up as "On-Demand" in which you can log in and out at your convenience without losing material already taken. **US23 The Cram Session *OPTIONAL*** - User driven practice exam to assist user with rules familiarization and taking exams. User may take as many practice exams as desired. This Cram Session will not show as complete.

OK23 203 RECERTIFYING REGIONAL REFEREE TRAINING

Certification of Regional Referee received upon completion of courses and ratings.

MODULE	CODE	DESCRIPTION
2022-23 Critical Rules & Interpretations	051	Guide to critical rules and interpretations for 2021-22. Provides direction to officials for the upcoming season. Designed for experienced scorers and referees of all levels. (~ 25 min)
Uniform Requirements & Reminders	053	A brief guide on player uniforms, legal numbering, and contrasting Libero colors. (~ 9 min)
Net Play	207	Explains legal and illegal attacks, back-row situations, and how they are to be judged. (~13 min)
Taking Care of Business	301	Investigates some of the many details a referee must attend to during a tournament. Recommendations from head referees for points of focus for referees at convention center events. (~10 min)
Preventive Officiating	305	Considers the area of preventive officiating, from the moment a referee walks onto the court until the moment a referee leaves the court at the end of the match. (~15 min.)
R2 Transition & Positioning	306	Explains/demonstrates proper techniques & mechanics for second referee. (~29 min)
The Art of Assessing Sanctions	310	Is assessing a sanction black and white? What factors play into these difficult decisions? (~10 min.)
Reaching Over the Net	319	Teaches the foundation of reaching over the net call through a series of video clips. (~12 min.)
Professionalism II	324	Explores recipe of professionalism for volleyball officials. (~8 min)
What Ifs – 2019-20	328	A quick turn through some of those tricky situations that can trip up referees. (~10 min)
Referee Interaction with Coaches	401	Explores the coach-referee relationship and provides some best practices for smoothly addressing bench issues. (~14 min.)
Ball Handling – Getting the Tough Calls Right	402	National clinicians' video analysis of some difficult calls for the first referee. (~22 min.)
Back Row Awareness	403	National clinicians ring in on video clips of back row situations. (Runtime: ~12 min.)
Rules Exam	801	Referee Exam. Bank of questions, 50 of which are delivered. No limit on number of retries.

REMEMBER: Before certification is approved all courses/tests, ratings, background screening and SafeSport training must be completed. Certification is valid for one year.

Procedure to Apply for Junior National Referee Certification

- Be a current member in good standing within Oklahoma Region – 1. USA Volleyball member with a completed/passed background screening and SafeSport certification, 2. View and complete the appropriate online clinic, [OK23_203 OKRVA Recertifying Regional Referee Training](#), which will include the courses listed on previous page. Allow enough time for the background screening to be returned as passed and complete the SafeSport online training course prior to working events. Instructions for the online SafeSport course can be found on Page 14.
- Serve a minimum of one full USAV season as Regional Referee, in good standing, in Oklahoma Region.
- Complete the exam. Note: USAV's practice referee exam is also available in your member account to take as many times as you would like to either become more familiar with the rules or to prepare for the referee exam.
- Complete and maintain at least a Provisional Scorer Certification.
- Work as a Referee at two OKRVA-sanctioned tournaments.
- Receive a recommendation by a National level Referee to apply as Junior National candidate.
- Contact OKRVA Officials Committee for approval before January 15 of the current season.
- Follow the USA Volleyball requirements for application. The application is available at <https://usavolleyball.org/resources-for-officials/indoor-referees/> then click on Junior National Referee Applications, then review/complete Junior National Referee Candidate Documents.
- Will allow 60 Junior National candidates in 2023 (Girls Jr Natl Championships 14-17, Chicago, June 28-July 6)

Procedure to Apply for National Referee Certification

- Be a current member in good standing within Oklahoma Region – USA Volleyball member with a completed/passed background screening and SafeSport certification. Allow enough time for the background screening to be returned as passed and complete the SafeSport online training course prior to working events. Instructions for the online SafeSport course can be found on Page 14.
- Serve a minimum of one full USAV season as Junior National Referee, in good standing, in Oklahoma Region.
- Work as a Referee at two OKRVA-sanctioned tournaments.
- Complete and maintain at least a Provisional Scorer Certification.
- Receive a recommendation by a National level Referee to apply as National Referee candidate.
- Contact OKRVA Officials Committee for approval before January 15 of the current season.
- Follow the USA Volleyball requirements for application. The application is available at <https://usavolleyball.org/resources-for-officials/indoor-referees/> then click on National Referee Applications, then review/complete National Referee Candidate Documents.
- Will allow 30 National candidates in 2023 (Girls 18s Jr Natl Championship, Columbus OH, April 26-30, 2023)

Requirements for Provisional Adult Scorer

For Provisional Adult Referees to become or recertify as USA Volleyball Scorer

- Be a current member in good standing within Oklahoma Region – 1. USA Volleyball member with a completed/passed background screening and SafeSport certification, 2. View and complete the appropriate online clinic, [OK23_301 Provisional Adult Scorer Training](#), which will include the courses listed on following page. Allow enough time for the background screening to be returned as passed and complete the SafeSport online training course prior to working events. Instructions for the online SafeSport course can be found on Page 14.
- Complete the exam. Note: USAV's practice scorer exam is also available in your member account to take as many times as you would like to either become more familiar with the rules or to prepare for the scorer exam.
- Understand the basics of scoring and how to read a USA Volleyball score sheet.
- Receive two scorer ratings by a certified Provisional, Regional, or National scorer or approved rater during a sanctioned OKRVA tournament or an OKRVA clinic/rating session. A ratings clinic may be for a set, match or as many as determined by the clinician in charge.
- Any reports of concerns regarding but not limited to an official's performance and/or actions on or off the court will be reviewed by the OKRVA Officials Committee and addressed in a timely manner.
- **Certification is valid for one year.**

First year or recertifying provisional scorers should take **Clinic OK23_301 Provisional Adult Scorer Training**. This clinic is detailed and includes all the courses listed on the following page. All courses must be completed before certification. Completion-time for the courses listed in the clinic is estimated at 2 hours (add an additional 90 minutes for SafeSport). All courses are set up as "On-Demand" in which you can log in and out at your convenience without losing material already taken.

Currently there are not any tournaments that hire scorers in the Oklahoma Region Volleyball Association.

OK23 301 PROVISIONAL ADULT SCORER TRAINING

Certification of Provisional Scorer received upon completion of courses and ratings.

MODULE	CODE	DESCRIPTION
Scoring Basics Non-deciding Set	106q	Task-based approach to learning use of the USAV score sheet. (~25 min.)
Libero Control	601	Provides education for serving as an assistant scorer. (~16 min.)
Scoring - Materials	604	Outlines materials needed to keep score in a volleyball match. (~6 min.)
Scoring – Pre-set Information	605	Covers completing the parts of the score sheet to be filled out prior to play starting. (~ 14 min.)
Scoring – Recording Points	606	Teaches the mechanics of tracking servers and recording points on the score sheet. (~ 10 min.)
Scoring – Set Interruptions	607	Provides instruction on recording time-outs and substitutions on the score sheet. (~ 9 min.)
Scoring – End of Set/Match	608	Covers how to complete the score sheet at the end of a set and of a match. (~ 4 min.)
Scoring - Sanctions	609	Outlines how to record sanctions on the USA Volleyball score sheet. (~18 min.)
Scoring – Deciding Set	610	Teaches the differences required on the deciding set score sheet. (~7 min.)
Scorer Exam	803	Scorer Exam. Bank of questions, 50 of which are delivered. No limit on number of retries.

REMEMBER: Before certification is approved all courses/tests, ratings, background screening and SafeSport training must be completed. Certification is valid for one year.

Requirements for Regional Adult Scorer

For Provisional/Regional Adult Scorers to become or recertify as OKRVA Regional Scorer

- Be a current member in good standing within Oklahoma Region – 1. USA Volleyball member with a completed/passed background screening and SafeSport certification, 2. View and complete the appropriate online clinic, [OK23_302 Regional Adult Scorer Training](#) , which will include the courses listed on following page. Allow enough time for the background screening to be returned as passed and complete the SafeSport online training course prior to working events. Instructions for the online SafeSport course can be found on Page 14.
- Serve a minimum of one full USAV season as Provisional Scorer, in good standing, in Oklahoma Region.
- Complete the exam. Note: USAV's practice scorer exam is also available in your member account to take as many times as you would like to either become more familiar with the rules or to prepare for the scorer exam.
- Understand the basics of scoring and how to read a USA Volleyball score sheet.
- Receive one scorer rating by a certified Regional or National scorer or approved rater during a sanctioned OKRVA tournament or clinic/rating session and rate two scorers during a sanctioned OKRVA tournament or clinic/rating session. A ratings clinic may be for a set, match or as many as determined by the clinician in charge.
- Any reports of concerns regarding but not limited to an official's performance and/or actions on or off the court will be reviewed by the OKRVA Officials Committee and addressed in a timely manner.
- **Certification is valid for one year.**

Provisional Scorers that want to become Regional Scorer or recertifying Regional scorers should take **Clinic OK23_302 for OKRVA Regional Adult Scorer Training**. This clinic is detailed and includes all the courses listed on the following page. All courses must be completed before certification. Completion-time for the courses listed in the clinic is estimated at 1 hours (add an additional 90 minutes for SafeSport). All courses are set up as "On-Demand" in which you can log in and out at your convenience without losing material already taken.

Currently there are not any tournaments that hire scorers in the Oklahoma Region Volleyball Association.

OK23 302 REGIONAL ADULT SCORER TRAINING

Certification of Regional Scorer received upon completion of courses and ratings.

MODULE	CODE	DESCRIPTION
Scoring – Set Interruptions	607	Provides instruction on recording time-outs and substitutions on the score sheet. (~ 9 min.)
Scoring - Sanctions	609	Outlines how to record sanctions on the USA Volleyball score sheet. (~18 min.)
Scoring – Deciding Set	610	Teaches the differences required on the deciding set score sheet (~7 min.)
Scoring – Special Situations	612	Addresses how to record unusual situations on the score sheet. (~18 min.)
Scoring – Tips and Hints	613	Provides tips and hints for anyone keeping score. (~6 min.)
Scorer Exam	803	Scorer Exam. Bank of questions, 50 of which are delivered. Some overlap with questions from National Scoring exam. No limit on number of retries.

REMEMBER: Before certification is approved all courses/tests, ratings, background screening and SafeSport training must be completed. Certification is valid for one year.

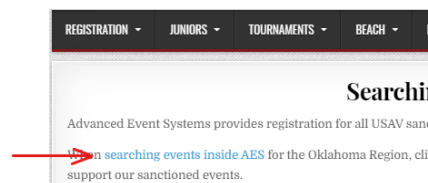
Procedure to Apply for National Scorer Certification

- Be a current member in good standing within Oklahoma Region – 1. USA Volleyball member with a completed/passed background screening and SafeSport certification, 2. View and complete the appropriate online clinic, [OK23_302 Regional Adult Scorer Training](#) , which will include the courses listed on previous page. Allow enough time for the background screening to be returned as passed and complete the SafeSport online training course prior to working events. Instructions for the online SafeSport course can be found on Page 14.
- Complete the exam. Note: USAV's practice scorer exam is also available in your member account to take as many times as you would like to either become more familiar with the rules or to prepare for the scorer exam.
- Understand the basics of scoring and how to read a USA Volleyball score sheet.
- Receive one scorer rating by a certified Regional or National scorer or approved rater during a sanctioned OKRVA tournament or clinic/rating session and rate two scorers during a sanctioned OKRVA tournament or clinic/rating session. A ratings clinic may be for a set, match or as many as determined by the clinician in charge.
- Serve a minimum of one full USAV season as Regional Scorer, in good standing, in Oklahoma Region.
- Receive a recommendation by a Regional or National level Scorer to apply as National Scorer candidate.
- Contact OKRVA Officials Committee for approval before January 15 of the current season.
- Follow the USA Volleyball requirements for application. The application is available at <https://usavolleyball.org/resources-for-officials/indoor-scorers/> then click on Applications, then click on National Scorer Applications, then review/complete National Scorer Candidate Documents.
- Will allow 24 National Scorer candidates in 2023 (Volleyball Open National Championship, Dallas TX, May 26-May 31, 2023)

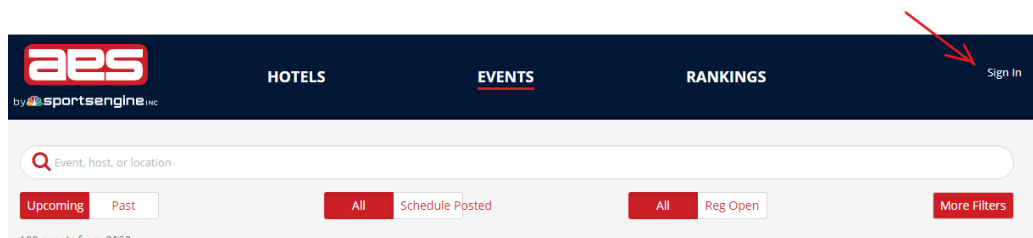
Register to Officiate at Tournaments

Many tournaments invite Officials to officiate at their tournaments outside of AES/SportsEngine, these tournaments will not have the Officials function listed below. If you are interested in officiating in that tournament, send an email to the email listed on the Team Registration page and let them know that you are interested in officiating at their tournament.


To view tournaments that hire Officials through AES, click on the TOURNAMENTS tab in okrva.com, then click the AES link



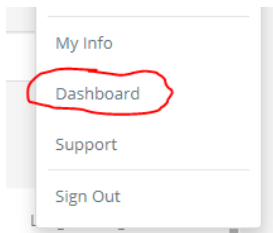
Click on Sign In



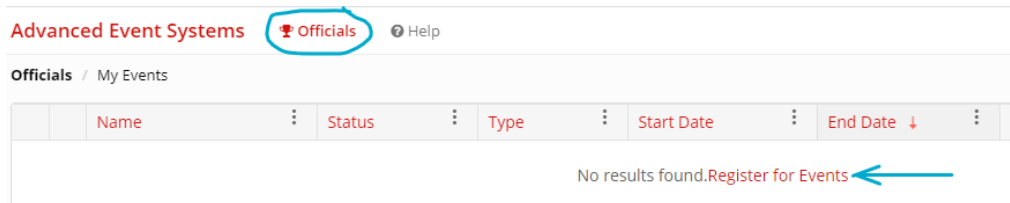
Sign in with your Sports Engine credentials (which are the same as your OKRVA sign in):



After you sign-in, click on your name in the upper right corner, then click on Dashboard:



Click on Register for Events:



Choose the types of tournaments based on these selections:

A screenshot of the 'Register as Official' form. The form has a dark blue header with the title 'Register as Official'. Below the header, there are several filters: Event (Search by Event Name), Event Type (All), City (Search by City), State (OK - Oklahoma), Status (Open), Event Affiliation (All), Region (All), Gender (All), Age Group (All), and Month & Year (Month & Year).

When you register for a tournament, you will receive an email from AES. Please read it carefully, you are not immediately accepted to officiate at the tournament.

Good luck! Have a great season!

If you have any questions regarding these procedures, please contact the OKRVA Officials Committee or the Region Office.

Oklahoma Region National Officials & Officials Committee Contact Information

OFFICIALS CHAIR & MENTOR

Margo Juergens-National Referee/Scorer: Email margojuergens@att.net Phone: 405-630-7409

OKLAHOMA REGION NATIONAL REFEREE & SCORER MENTORS:

Elliot Blake-National Referee/Scorer: Email jelliotblake@yahoo.com Phone: 954-557-3653

Rich Cooper-National Referee: Email racoop4@gmail.com Phone: 918-766-3400

Mike Walling-National Referee: Email mikerefs@hotmail.com Phone: 309-824-4864

Archie Scott-Junior National Referee: Email archiecott91@gmail.com Phone: 405-487-0281

Jerry Brands-Junior National Referee Retired: Email jerrysbrands@gmail.com Phone: 918-231-5216

Michael Goodall-Junior National Referee: Email goodall.michael@gmail.com Phone: 918-876-2374

Toni Slagle-Junior National Referee/National Scorer/Zonal Beach Referee: Email toni.slagle@gmail.com Phone: 918-906-1676

OKLAHOMA REGION OFFICIALS COMMITTEE:

Darin Thompson-Committee Chair, Email: darin@okrva.com

Committee Members: Elliot Blake, Harold Brooks (Email: hebrooks87@gmail.com), Rich Cooper, Margo Juergens, Archie Scott, and Kayla Stevenson (Email: stevensonkaylan@gmail.com)

As the Oklahoma Region Officials Chair, Mentors & Committee we invite you to email us regarding your officiating experiences.

- Do you have questions about USA Volleyball rules or techniques?
- Did you have a situation during a match that you would like to know if you handled correctly?
- Are you unsure about advancement opportunities?

Whatever you are interested in learning about in the Oklahoma Region, we will do our best to answer your questions. See you on the court!



Oklahoma Region Volleyball
18605 Alberto Place
Edmond OK 73013

Phone: 405-285-6622 Email: commissioner@okrva.com

Last Update: 11/18/2022