

# OKLAHOMA REGION JUNIOR CLUB OFFICIALS GUIDEBOOK 2024-2025 Season

---

**Instructions for Members of Junior Clubs Who Need to Fulfill  
Requirements for Team Officiating Duties**



## Table of Contents

Welcome to USA Volleyball Academy! .....	3
HOW DOES IT WORK FOR JUNIOR CLUBS? .....	4
2024-2025 JUNIOR CLUB REQUIREMENTS .....	4
CLUB DIRECTOR RESPONSIBILITIES in TRAINING OFFICIALS .....	5
THREE WAYS TO TRAIN CLUB OFFICIALS .....	6
CURRICULA FOR COMPLETING JUNIOR CLUB CERTIFICATIONS.....	9
Introduction to Volleyball Officiating .....	10
OKRVA introduced the Purple card in 2022-2023 Season .....	11
REQUIREMENTS FOR A JUNIOR COACH FIRST REFEREE (R1) .....	12
REQUIREMENTS FOR A JUNIOR COACH SCORER .....	13
REQUIREMENT FOR A JUNIOR PLAYER FIRST (R1) REFEREE .....	15
REQUIREMENTS FOR A JUNIOR SECOND (R2) REFEREE.....	16
REQUIREMENTS FOR A JUNIOR SCORER .....	17
WANT TO BE A LINE JUDGE OR ASSISTANT SCORER (LIBERO TRACKER)?.....	18
INSTRUCTIONS for JUNIOR PLAYERS/COACHES ONLINE OFFICIALS TRAINING .....	19
REGISTER FOR THE ONLINE CLINIC YOU WISH TO TAKE .....	19
USA VOLLEYBALL ACADEMY HELPDESK AND KNOWLEDGEBASE.....	23
2024-2025 JUNIOR CLUB REQUIREMENT SUMMARY.....	24
Oklahoma Region National Officials & Officials Committee Contact Information .....	25

# Welcome to USA Volleyball Academy!

---

## ***OFFICIAL TRAINING SITE FOR OKLAHOMA REGION REFEREES AND SCORERS (Coaches and Junior Players)***

The Oklahoma Region uses USA Volleyball's official training & education site called USA Volleyball Academy as our official clinic/exam site. The clinics introduce the rules of the game to our members and provides them with the guidance and support to make their tournament experiences structured, fair, and hopefully, more enjoyable. When officiating at a tournament as the R1, R2, Scorer, Assistant Scorer or Line Judges – you are part of the officiating team, and it is your responsibility to be attentive to the match and officiate to the best of your abilities.

USA Volleyball Academy has more than 75 officiating clinics, training materials, quizzes and exams; it is the official training site for all USA Volleyball officials. Users will have a single sign-on capability jumping directly from their SportsEngine account into the Academy without entering any other username or password. More importantly, is the automatic integration between USA Volleyball Academy and USAV's membership database (SportsEngine)...this means your certification will post quicker to your membership record and team roster.

It is important for you to read this Junior Official's Guidebook thoroughly to understand the steps to becoming a certified Oklahoma Region official. Referee and Scorer certifications in the Oklahoma Region are divided into two categories; Professional Officials (adults who desire to work for pay) and Junior Officials (players and adults of a Junior Volleyball Club). As a member of a junior club, you will follow instructions listed in this Guidebook for certification. Professional Officials have their own Guidebook.

Our program objectives: To educate and train members of junior clubs to serve as part of an officiating team during junior competition; to develop and maintain professional and ethical conduct guidelines for all Oklahoma Region officials; and disseminate information about officiating opportunities to encourage our junior officials to continue working as a paid official for a career goal.

Each official in the Oklahoma Region must be a current member in good standing within the Oklahoma Region and USA Volleyball. Adults must have a current background screening (18 and over) and be SafeSport certified.

## HOW DOES IT WORK FOR JUNIOR CLUBS?

---

Each team in the Oklahoma Region is required to have one certified R1, one certified R2, one certified scorer, a Libero tracker and two lines people listed on the team roster. Different levels of officiating certification are available through the Oklahoma Region. Please review each certification requirement outlined in this Official's Guidebook.

Certifications of Club Officials for junior teams are to fulfill requirements for their team officiating duties. Individuals who successfully complete the club certification process will receive the Oklahoma Region Certification-Junior Official. Junior Officials are not allowed to work events for pay.

## 2024-2025 JUNIOR CLUB REQUIREMENTS

---

Oklahoma Region policy requires that Junior Team Officials be trained & certified before they participate in a match as part of the work crew. Club Directors are responsible for the practical training of their club officials.

When traveling out of Oklahoma Region for tournaments, the tournament may require that each team have a certified R1 adult referee listed on the team roster to serve in this position. This person may be the coach and or team chaperone. The remainder of the work team consists of: Second Referee (R2 which may be a junior player in some Regions); Scorer; Assistant Scorer (Libero tracker); Scoreboard; and two Line Judges. Oklahoma Region online rosters will include the team's certified officials.

It is recommended that early in the season the team coach focus most of their training on just a few individuals per team to get the team ready for early officiating assignments. The team coach should decide who best fits with each officiating responsibility. All players should be encouraged to take the online officiating clinics and quizzes to increase their knowledge of the game. But when it comes to hands on training you may want to start out with only a select few. If each member performing a duty as part of the officiating crew has been trained and certified in that position's duties, region requirements have been met.

# CLUB DIRECTOR RESPONSIBILITIES in TRAINING OFFICIALS

---

For compliance with Oklahoma Region Junior Official's Policy, Club Directors should complete the following:

- Get the Junior Club Officials Guidebook out to your club members in a timely manner.
- ENSURE ALL officials have completed online clinics & exams.
- Oversee the training of all officials, prior to the beginning of the sanctioned season.
- Keep a current list of Junior Members, Coaches and Adults that are certified as R1, Junior R2, Scorers, Line Judges and Libero trackers (available through SportsEngine).
- Ensure that a certified, rostered adult is working as an official in some capacity during the team's officiating work assignment for tournaments without professional R1. *Example: as an R1, R2, scorer or assistant scorer.* This person may or may not be a coach, but must be on the team roster, and must have completed the required training for the work team responsibility they are performing. At tournaments with professional R1, the coach or rostered adult must be courtside and identify themselves to the R1.

Club Directors should encourage all coaches of their junior teams to view the online officiating clinics and to become certified as an R1 referee, R2 referee and a scorer. The additional information gained from these clinics should make for more informed coaches---plus, will make them better trainers of their team officials.

A complete list of all officiating certifications and courses required for completion can be found in this Guidebook beginning in the Introduction to Volleyball Officiating section.

There is a pre-quiz in the junior modules that will allow experienced players to "test out" of the online clinic if they display enough knowledge of the subject. They would be required to register for the course, complete the pre-quiz with a score of 90% or higher, and watch a slide summary of current season points of emphasis. If they did not achieve a score of 90%, they will be required to complete the training module and pass a quiz at the end.

The USA Volleyball Academy will provide training modules and help in tracking the progress of each player's training and quizzes. Because each club has different preferences for training, there will be three options available to clubs this year. All quizzes (& pre-quizzes) must be done on-line for options 1 and 2.

USA Volleyball Academy will be used for officiating clinics, training materials, and quizzes and exams. Viewers may use their iPads and other tablets.

## THREE WAYS TO TRAIN CLUB OFFICIALS

---

### **Training for club officials may be done in one of three ways as outlined below.**

#### **1) Individual Training Done Online**

Each player or adult who will work as a team official may attend an online clinic through their USAV member account (known as SportsEngine). Players must watch the online training clinic and complete the required modules and quiz(zes) before their first tournament. Complete instructions for taking the online officials training clinics can be found at the end of this Guidebook.

#### **2) Group Training Done Online**

The same procedure as outlined above may take place in a group setting for a team or an entire club. There is no need for the club to have an approved clinician if the site has internet access, so the training module can be presented to all attendees. At the end of the clinic, the attendees may take the online pre-quiz to try to opt out of the online courses. Complete instructions for taking the online officials training clinics can be found at the end of this Guidebook.

#### **3) Group Training Done by Approved Clinician**

The Region will hold scoring and officiating clinics for members that are 14 years of age and younger or older players that have not played volleyball. This training will provide a more detailed, hands-on version of the online USAV Academy training courses.

After completion of the online training, it is recommended that all clubs continue their officials training using a “club ratings scrimmage” approach to allow all teams to use their newly found skills as officials prior to participating in sanctioned play.

Below are suggestions of how to set up a “club ratings scrimmage” to use during your player candidates training period:

**SET UP A SCRIMMAGE** for your teams. If your coaches are certified as R1/R2 or scorer, they can rate your player candidates. If you do not have certified officials, you should hire certified officials to rate your player candidates. (Please contact Margo Juergens, OKRVA Officials Chair, or OKRVA Officials Committee for certified officials.) Plan a playing/officiating schedule in advance. Encourage members to complete the specific online Officials clinics prior to the training scrimmage. For the scorers and officials to track players on the court, it is recommended that all players wear a numbered shirt.

**SCORER TRAINING:** *Individuals should complete the Junior Scorer Referee Clinic prior to the training scrimmage.* Set up several tables for individuals that have completed the online score clinic and test (it is ok to have 4 or 5 scorers for the same game to maximize the number of candidates). The club director should make sure that there are plenty of scoresheets, libero tracking sheets, line up sheets, pencils and pens available. Coaches should fill out line up sheets and turn them in to the scorers before the start of each set. Scorers should then proceed as if they were in a true tournament environment, recording the lineups and then filling out the scoresheets during play. An experienced scorer should be available to monitor the scorer candidates, showing them what to do and critiquing areas that need improvement. If you do not have a certified scorer, please upload the completed scoresheets to your USAV Academy Scorer course, for rating. (“USAV Academy Upload Rating Instructions” available on OKRVA.com under the OFFICIATING tab.) If you do have a certified scorer, the certified scorer should rate the scorer candidate with the OKRVA Scorer Rating Sheet. Please upload the completed rating sheets to your USAV Academy Scorer course, so that the ratings can be recorded in USAV Academy.

**R2 TRAINING:** *Individuals should complete the Junior Second Referee (R2) Clinic prior to the training scrimmage.* Each R2 candidate should provide the rater with the Evaluator’s Report Form (aka Referee Rating Sheet) with the Name and Team info completed and complete the Location, Date and match info. The R2 candidate that has completed the online Junior R2 clinic should perform as

the R2 would and should demonstrate the skills of an R2. She/he should also monitor the time clock and warm-ups. During the scrimmage, the R2 certified coach or hired rater should be available to monitor her/his performance, showing them what to do, critiquing areas that need improvement and completing the R2 portion of Referee Rating Sheet. Please upload the completed rating sheets to your USAV Academy Referee course, so that the ratings can be recorded in USAV Academy.

**LINE JUDGE TRAINING:** *Individuals should complete the online Junior Line Judge Clinic prior to the training scrimmage.* During the scrimmage, an experienced line judge should be available to monitor their performance, showing them what to do and critiquing areas that need improvement.

**R1 TRAINING:** *Individuals should complete the Junior First Referee (R1) Clinic prior to the training scrimmage.* Training as the R1 is a little more intense. Each candidate should provide the rater with the Evaluator's Report Form (aka Referee Rating Sheet) with the Name and Team info completed and complete the Location, Date and match info. During the scrimmage, the R1 certified coach or hired rater should be available to monitor the performance of the R1 showing them hand signals, USAV pre-match protocol (including walking on the court prior to the match), all aspects of legal and illegal plays, critiquing areas that need improvement and completing the R1 portion of Referee Rating Sheet. If a team member is certified as an R1, they are also certified as an R2. Please upload the completed rating sheets to your USAV Academy Referee course, so that the ratings can be recorded in USAV Academy.

Hopefully, all your team members will leave the club training scrimmages with a better understanding of the rules of the game and the techniques involved in officiating.



# CURRICULA FOR COMPLETING JUNIOR CLUB CERTIFICATIONS

---

Covered on the following pages are the steps to become an Oklahoma Region Junior Official. You will notice that each Junior Clinic includes several modules and exams that must be completed before certification is granted.

**Good News!** There is a pre-quiz in the junior modules that will allow experienced players to "test out" of the online clinic if they display enough knowledge of the subject. They would be required to register for the clinic, complete the pre-quiz with a score of 90% or higher, and watch a one-slide summary of current season points of emphasis. If they do not achieve a score of 90%, they will be required to complete the training module and pass a quiz at the end. When a module is successfully completed in any Training Course, it will be marked as completed in other Training Courses for your enrollment.

All certifications are good for the 2-year publication of the USA Volleyball Indoor Rules Book. A new rule book is published every two years with rule changes; therefore, officials should refresh and learn the new rules of the game with each new publication. If a certification is earned in the second year of the publication, the certification is for the current season only – 1 year certification.

Please look over the following list of Junior Club Official certifications offered in the Oklahoma Region and the modules associated with each clinic. If you have any questions regarding which clinic you should take--ASK YOUR COACH! Teams and clubs within the Oklahoma Region require different certifications for their members. Some teams/clubs want everyone to be certified in all aspects of officiating and some prefer to focus on just a few individuals. Only your coach will know what you should take. Good luck and Happy Officiating!

---

# Introduction to Volleyball Officiating

---

It takes a corps of trained personnel to officiate a volleyball match. Those officials are referred to specifically as:

- **First Referee (R1)** - The first referee carries out his/her functions standing on a referee's stand located at the opposite end of the net from the score table. The first referee directs the match from the start of the official match protocol until the end of the match. The first referee has authority over all players and officials from his/her arrival at the court until the conclusion of the match.
- **Second Referee (R2)**: The second referee takes a position on the side of the court opposite and facing the first referee. The second referee is the primary liaison between the referee crew and the coaches, players, scorer, and event management, and provides a valuable perspective because it is impossible for the first referee to get a clear view of all the action on the court.
- **Line Judges**: Two line judges are used in most matches. They are positioned at the intersection of an end line and a sideline, one to the first referee's right and one to the second referee's right. The line judges give information to the first referee regarding the location of the ball when it hits the floor, the legality of the path of the ball as it crosses the net, and which team touched the ball last.
- **Scorer and Assistant Scorer**: The scorer uses the official score sheet to record all points earned, substitutions made, and sanctions imposed during a match. The assistant scorer is also known as the Libero tracker and records the exchanges of the Libero and other players during the match.

Sometimes the term "official" is used synonymously with "referee". Used correctly, the term "official" should be used to collectively refer to any of the above officiating corps. The term "Junior Officials" refers to junior team members certified to fulfill requirements for their team officiating duties. Individuals who successfully complete the junior club certification process will receive the Oklahoma Region certification Junior Official. Junior Officials are not allowed to work events for pay. The term "Professional Officials" refers to individuals who are not associated with a club and who work for pay at USAV events. The following pages list requirements for Junior Club Officials.

Professional Officials have their own Guidebook. OKRVA does allow Junior Players that are 16 years of age and older to officiate for pay due to the shortage of officials. It is recommended that Junior Officials officiate younger age players. Junior Players that want to officiate must contact OKRVA Officials Chair at [margojuergens@att.net](mailto:margojuergens@att.net) so that the USAV Academy course **Clinic OK25\_201 for New Adult Referee Training** can be assigned to them. When the course is assigned to the Junior Player, the OKRVA 2025 Professional Officials Guidebook will be emailed to them. The Junior Player can use their current Junior Player membership.

## OKRVA introduced the Purple card in 2022-2023 Season

---

The purpose and intent of the Purple Card (PC) Sanction policy is to effectively address and sanction any unruly, abrasive, or prohibited behavior by any OKRVA member (adult or junior), parent or spectator, attending and observing any OKRVA sanctioned tournament. This policy is further intended to preserve order in its activities and maintain the safety and protection of all OKRVA members. This policy outlines the procedural usage of the “PURPLE” card, which supplements the yellow and red sanction cards currently used by match officials (as dictated by the USAV Indoor Rules Book). The USAV Code of Conduct remains in effect.

Please refer to the OKRVA Purple Card Policy, which is available on [OKRVA.com](http://OKRVA.com) under the OFFICIATING tab.

## REQUIREMENTS FOR A JUNIOR COACH FIRST REFEREE (R1)

**OK25\_111 Junior Coach Referee Only Training OK25\_111** is for junior coaches or chaperones of a junior team for Junior R1 certification. To be successful as a Junior R1, referees should also be efficient as an R2 and a scorer. Approximate runtime for the adult Junior R1 online courses is 63 minutes. All modules are set up as “On-Demand” in which you can log in and out at your convenience without losing material already taken. **NOTE:** If you take the Pre-Quiz and score 90% you will not have to review the online course. To complete your OK Junior R1 Badge, receive one R1 and one R2 rating by a certified Provisional, Regional, or National referee or approved rater during a sanctioned USAV tournament or during an OKRVA clinic/rating session. A ratings clinic may be for a set, match or as many as determined by the clinician in charge. These ratings must be completed **by March 1, 2025**. If a coach/chaperone is certified as an R1, they are also certified as an R2. This completed certification will be noted on the team roster with AR (Adult Referee).

Courses include:

OK25_111--ALL COURSES MUST BE COMPLETED TO RECEIVE ADULT REFEREE CERTIFICATION		
MODULE	CODE	DESCRIPTION
Junior First Referee (w/quiz)	*104q	Provides pre-season education for all junior players or adults who could be serving as a first referee as part of a junior tournament officiating team. Module includes Junior Signals and a pre-quiz and quiz. Runtime: ~ 20 min
Coaching's Role in Officiating	*150	How to improve the performance of your team's/club's officiating team and the role of coaches/club directors in building the sport. Specifically, for junior coaches and club directors, not for players. Runtime: ~6 min
Junior Second Referee	*102q	Provides pre-season education for all junior players or adults who could serve as a second referee as part of a junior tournament officiating team. Comes in two parts with Junior Signals. Includes scenario-based learning. Runtime: ~23 min
Junior Signals	*103q	Accompaniment to junior first and second referee modules (this signals module is not included in referee modules). Runtime: ~16 min

Remember: All courses/exams and ratings must be completed to receive certification. Junior Coach R1 Referees must be a current member, in good standing with the Oklahoma Region and USA Volleyball with a current background screening and SafeSport certification.

## REQUIREMENTS FOR A JUNIOR COACH SCORER

**OK25\_110 Junior Coach Scorer Only Training OK25\_110** is for junior coaches or chaperones of a junior team for Junior Scorer certification. Approximate runtime for the Junior Coach Scorer online courses is 58 minutes. All modules are set up as “On-Demand” in which you can log in and out at your convenience without losing material already taken. **NOTE:** If you take the Pre-Quiz and score 90% you will not have to review the online course. To complete your OK Junior Scorer Badge, receive two scorer ratings by a certified Provisional, Regional, or National Scorer or approved rater during a sanctioned USAV tournament or during an OKRVA clinic/rating session. A ratings clinic may be for a set, match or as many as determined by the clinician in charge. These ratings must be completed **by March 1, 2025**. This completed certification will be noted on the team roster with AS (Adult Scorer).

You can keep score for matches at Tournaments in our region. Upon completion, take a clear picture of the scoresheet so that all parts of the scoresheet are visible and upload it to your USAV Academy scorer course. (“USAV Academy Upload Rating Instructions” available on OKRVA.com under the OFFICIATING tab.) Note – A player can complete a score sheet without being the official scorer. This way players can receive ratings much faster. Simply bring your own score sheets to the tournament and keep score on the sideline. It will be best to do this when your team is officiating to not bother another team working the score table. Please do not take sheets out of the official score book. **DO NOT** submit this score sheet to the tournament since it is not the official match record. Instead, scan and upload it to your USAV Academy scorer course in your OK25\_110 First Rating Submission or OK25\_110 Second Rating Submission modules.

Courses Include:

OK25_110--ALL COURSES MUST BE COMPLETED TO RECEIVE ADULT SCORER CERTIFICATION		
MODULE	CODE	DESCRIPTION
Libero Control w/Quiz	*105q	Provides pre-season education for all junior and adult players who could be serving as an assistant scorer as part of a tournament officiating team. Includes scenario-based learning. Runtime: ~16 min
Scoring Basics Non-Deciding Set w/Quiz	*106q	Task-based approach to learn use of the USAV score sheet. Before the match, tracking servers, recording points, substitutions and time-outs, and completing a score sheet. Non-deciding set only. Runtime: ~25 min
Scoring Basics Deciding Set (Post-Quiz Only)	*107q	Task-based approach to learning use the USAV deciding set score sheet. Focused only on differences required on the deciding set. No pre-quiz, but there is ending quiz. Runtime: ~11 min

Coaching's Role in Officiating	*150	How to improve the performance of your team's/club's officiating team and the role of coaches/club directors in building the sport. Specifically, for junior coaches and club directors, not for players. Runtime: ~6 min
--------------------------------	------	---

Remember: All courses/exams and ratings must be completed to receive certification. Junior Coach Scorers must be a current member, in good standing with the Oklahoma Region and USA Volleyball with a current background screening and SafeSport certification.

## REQUIREMENT FOR A JUNIOR PLAYER FIRST (R1) REFEREE

**OK25\_011 USAV Jr. R1 Training** is for junior players on a junior team for Junior R1 certification. To be successful as a Junior R1, referees should also be efficient as an R2 and a scorer. Approximate runtime for the Junior R1 online courses is 30 minutes. All modules are set up as “On-Demand” in which you can log in and out at your convenience without losing material already taken. **NOTE:** If you take the Pre-Quiz and score 90% you will not have to review the online course. To complete your OK Junior R1 Badge, receive one R1 and one R2 rating by a certified Provisional, Regional, or National referee or approved rater during a sanctioned USAV tournament or during an OKRVA clinic/rating session. A ratings clinic may be for a set, match or as many as determined by the clinician in charge. These ratings must be completed **by March 1, 2025**. If a team member is certified as an R1, they are also certified as an R2. This completed certification will be noted on the team roster with 1, which is Jr. R1.

Courses Include:

OK25_011 USAV Jr. R1--ALL COURSES MUST BE COMPLETED TO RECEIVE JUNIOR R1 CERTIFICATION		
MODULE		DESCRIPTION
011_USAV Jr. R1 Training		Standard junior level training for 1 <sup>st</sup> referee. Approximately 35 modules on R1 responsibilities. Runtime:~30 min.

## REQUIREMENTS FOR A JUNIOR SECOND (R2) REFEREE

**OK25\_012 USAV Jr. R2 Training** is for junior players on a junior team for Junior R2 certification. To be successful as a Junior R2, referees should also be efficient as a scorer. Scorer certification is not required—but it is strongly advised that the Junior R2 take the modules associated with the Scorer certification to gain knowledge of all aspects to officiating a junior’s match. Approximate runtime for the Junior R2 online courses is 18 minutes. All modules are set up as “On-Demand” in which you can log in and out at your convenience without losing material already taken. **NOTE:** Some of the courses come with a Pre-Quiz. If you take the Pre-Quiz and score 90% you will not have to review the online course. To complete your OK Junior R2 Badge, receive two R2 ratings by a certified Provisional, Regional, or National referee or approved rater during a sanctioned USAV tournament or during an OKRVA clinic/rating session. A ratings clinic may be for a set, match or as many as determined by the clinician in charge. A candidate can be rated at a tournament. The rater has the option to certify the player as an R2 after one match if he/she feels no remediation is necessary. The rater will be an adult certified as an R1, working the tournament. Two different certified R1 adults can complete the rating sheet for the player, but the player must provide the sheet to the R1 who is rating the player. Typically, any R1 officiating a match will fill out a rating sheet for a player providing the sheet. These ratings must be completed **by March 1, 2025**. This completed certification will be noted on the team roster with 2, which is Jr. R2.

Courses Include:

<b>OK25_012 USAV Jr. R2--ALL COURSES MUST BE COMPLETED TO RECEIVE JUNIOR R2 CERTIFICATION</b>		
<b>MODULE</b>		<b>DESCRIPTION</b>
012_USAV Jr. R2		Standard junior level training for 2nd referee. Approximately 26 modules on R2 responsibilities. Runtime:~18min



## REQUIREMENTS FOR A JUNIOR SCORER

**OK25\_014 USAV Jr. Scorer Training** is for players on a junior team for Junior Scorer certification. Approximate runtime for the Junior Scorer online courses is 30 minutes. All courses are set up as “On-Demand” in which you can log in and out at your convenience without losing material already taken. **NOTE:** Some of the courses come with a Pre-Quiz. If you take the Pre-Quiz and score 90% you will not have to review the online course. To complete your OK Junior Scorer Badge, receive two ratings by a certified Provisional, Regional, or National Scorer or approved rater during a sanctioned USAV tournament or during an OKRVA clinic/rating session. A ratings clinic may be for a set, match or as many as determined by the clinician in charge. These ratings must be completed **by March 1, 2025**. This completed certification will be noted on the team roster with S, which is Jr. Scorer.

You can keep score for matches at Tournaments in our region. Upon completion, take a clear picture of the scoresheet so that all parts of the scoresheet are visible and upload it to your USAV Academy scorer course. (“USAV Academy Upload Rating Instructions” available on OKRVA.com under the OFFICIATING tab.) Note – A player can complete a score sheet without being the official scorer. This way players can receive ratings much faster. Simply bring your own score sheets to the tournament and keep score on the sideline. It will be best to do this when your team is officiating to not bother another team working the score table. Please do not take sheets out of the official score book. **DO NOT** submit this score sheet to the tournament since it is not the official match record. Instead, scan and scan and upload it to your USAV Academy scorer course in your OK25\_014 First Rating Submission or OK25\_014 Second Rating Submission modules.

Courses Include:

<b>OK25_014 USAV Jr. Scorer--ALL COURSES MUST BE COMPLETED TO RECEIVE JUNIOR SCORER CERTIFICATION</b>		
MODULE		DESCRIPTION
014_USAV Jr. Scorer		Standard junior level training for Scorer. Approximately 54 modules on scorer responsibilities. Runtime: ~30 min

## **WANT TO BE A LINE JUDGE OR ASSISTANT SCORER (LIBERO TRACKER)?**

Individuals will receive a certification for Line Judge or Assistant Scorer (Libero Tracker). Both positions could be vital to the outcome of a match. The Line Judge Clinic has an approximate runtime of 10 minutes; the Assistant Scorer (Libero Tracker) clinic has an approximate runtime of 14 minutes.

<b>OK25_013 USAV Jr. Line Judge--COURSES MUST BE COMPLETED TO RECEIVE LINE JUDGE CERTIFICATION</b>		
MODULE		DESCRIPTION
013_USAV Jr. Line Judge		Standard junior level training for line judge. Approximately 18 modules for line judge responsibilities. Runtime: ~ 10 MIN.

<b>OK25_015 USAV Jr. Asst. Scorer / Libero Tracker--COURSES MUST BE COMPLETED TO RECEIVE LIBERO CONTROL CERTIFICATION</b>		
MODULE		DESCRIPTION
015_USAV Jr. Asst. Scorer / Libero Tracker		Standard junior level training for libero tracker. Approximately 20 modules for Asst. Scorer/Libero Tracker responsibilities. Runtime: ~14 min.

---

## INSTRUCTIONS for JUNIOR PLAYERS/COACHES ONLINE OFFICIALS TRAINING

---

### **USA VOLLEYBALL ACADEMY**

Several referee and scorer courses will include a Pre-Quiz. If you score 90% on the Pre-Quiz you will be exempt from watching the course material. If you do not ace the pre-quiz you will need to take EVERYTHING that is listed on your course detail page.

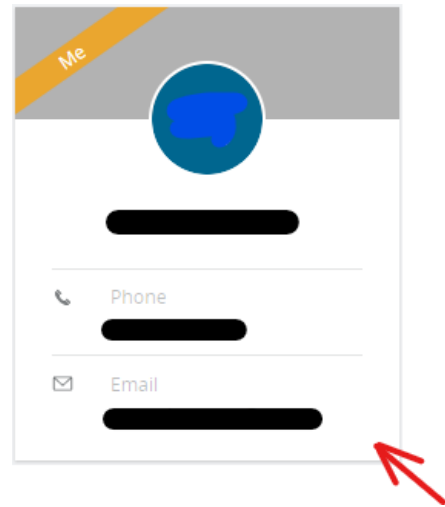
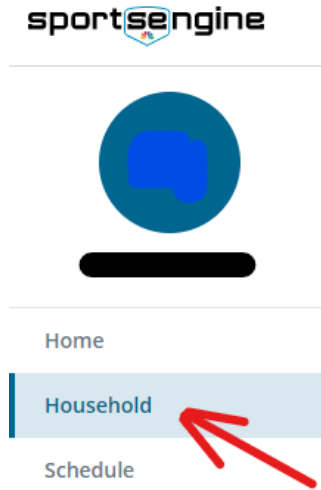
### **REGISTER FOR THE ONLINE CLINIC YOU WISH TO TAKE**

---

Member LMS accounts are created at the time of USAV membership purchase and SportsEngine (or MMS) account creation. If a family has multiple players, they should all have their membership information in the same master account, using one set of login credentials (called a "family account"). This is different than past seasons. In the old system, all individuals had to have their own login. \*NOTE: Primary account holder MUST be a parent/guardian. Your athlete will have a profile added to your "household" once they have a membership. There is NO charge for the parent to create the Family Account. NOTE: If you are the parent/guardian of a participating athlete, please create the account with your information (including your Name, email address, Date of Birth, etc). You will add your athlete to your SportsEngine account as a sub profile later during the registration and/or rostering process. The member can access USAV Academy from SportsEngine by selecting

Household:

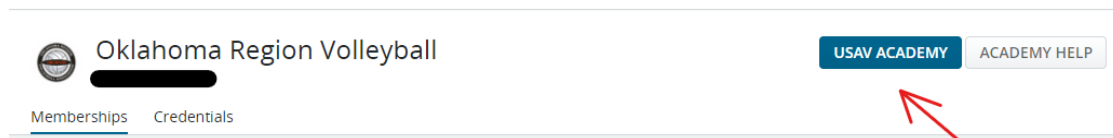
then click on your member icon:

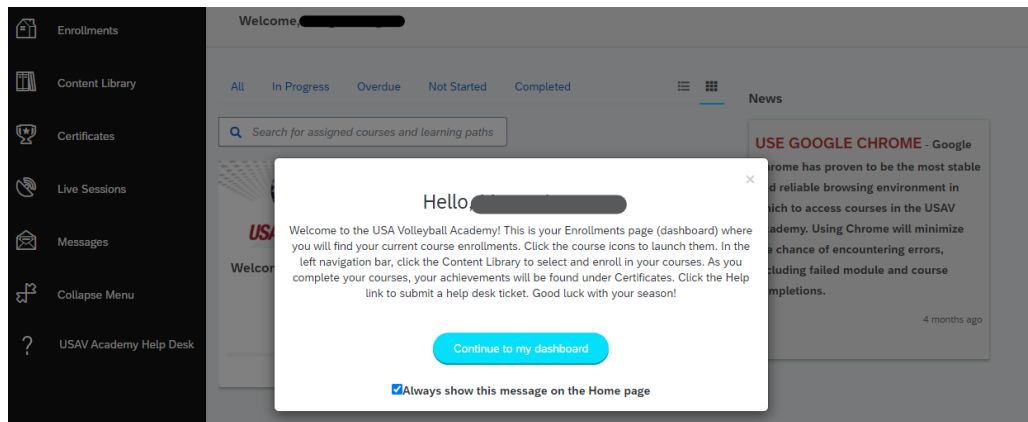


Now your Profile page is displayed, click on [View Details](#) at the bottom of your membership icon:



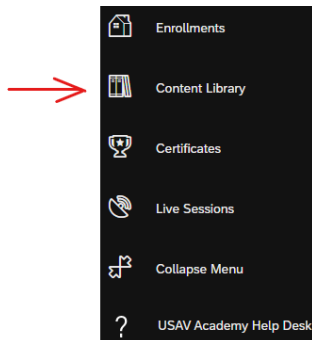
Now your Memberships page is displayed with **USAV ACADEMY** in the upper right corner area of the screen. Click on it and you will be in USAV Academy!





Follow the instructions in the Hello box to access the training modules.

1. Click on Content Library on the left side of the screen to select and enroll in your courses.



2. Junior Clinic choices are:

**CODE**

**CLINIC**

OK25\_011 USAV Jr. R1

USAV Junior level training for 1<sup>st</sup> Referee

OK25\_012 USAV Jr. R2

USAV Junior level training for 2<sup>nd</sup> Referee

OK25\_013 USAV Jr. Line Judge USAV Junior level training for Line Judge

OK25\_014 USAV Jr. Scorer USAV Junior level training for Scorer

OK25\_015 USAV Jr. Asst Scorer/Libero Tracker

USAV Junior level training for Asst. Scorer/Libero Tracker

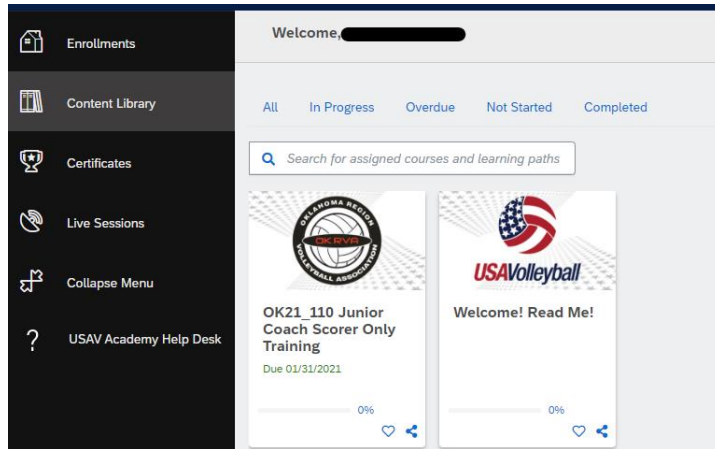
OK25\_110

OKRVA Junior Coach Scorer Only Training

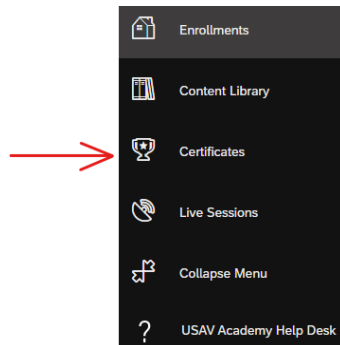
OK25\_111

OKRVA Junior Coach Referee Only Training

### 3. Your enrolled courses will be displayed in your Dashboard.



### 4. Your completed Badges will be displayed in Certificates.




### 5. If you have problems with the system, click on USAV Academy Help Desk to report the problem.

- a. Instructions available on the next page of this document

When a user accesses the USAV Academy on mobile phone or mobile device, you will be prompted to download and use the SAP Litmos app. When the app is first launched, you will be asked to submit your "domain". The correct submission is **usavolleyball**

# USA VOLLEYBALL ACADEMY HELPDESK AND KNOWLEDGEBASE

USA Volleyball Help Desk will assist you in the event of trouble with the online clinics. If a problem were to pop up---do not call the Oklahoma Region Office— instead, contact the online professionals. The Help tab is located at the bottom of the selections on the left side of your Dashboard in the Volleyball Academy.



Before you submit a Help ticket, take time to review the Knowledge Base articles. In many cases, the problem that you are experiencing has also been experienced by someone else and the solution to your problem is posted. If you cannot find your issue listed, then submit a help desk ticket. Someone will get back to you in a timely manner. Remember to include your name and USAV number. Always include that you are from the Oklahoma Region on all correspondence to the Help Desk in case the Region Office can be of assistance.

A screenshot of the USA Volleyball Academy Help Desk web interface. The header is dark blue with the USA Volleyball logo and the text "USA Volleyball Academy Help Desk" on the left, and a "sign in" link on the right. Below the header is a search bar with the placeholder text "Search Knowledge base...". Underneath the search bar are three white buttons with icons: "Advanced" (magnifying glass), "New ticket" (pencil), and "Login" (arrow). The main content area is light grey and features two sections: "Membership Issues" and "Safe Sport Issues". The "Membership Issues" section has a sub-header "General Membership Questions (3 articles)" and lists three articles: "Recent Confusing Team Administrator Notification" (updated), "Why don't I see any courses in my USAV Academy account?" (new), and "How do I get to the USAV Academy?". The "Safe Sport Issues" section has a sub-header "General Safe Sport Questions (1 articles)" and lists one article: "Where do I take SafeSport and/or IMPACT?". Both sections have a "View all" button at the bottom.

# 2024-2025 JUNIOR CLUB REQUIREMENT SUMMARY

---

- Club Directors should notify all club members of the certification process and procedure in a timely manner. If available, the Junior Club Officials Guidebook should be added to the team website.
- Each team must provide one certified Junior R1 Referee, one certified Junior R2, one certified Scorer, one certified Assistant Scorer (Liberio Tracker) and two certified Line Judges.
- Coaches and Club Directors should ensure all team Officials have completed online clinics & exams.
- Club Directors should keep a current list of junior members, coaches and adults that are certified as Junior R1, Junior R2, Scorer, Assistant Scorers (Liberio Trackers) and Line Judges (available on Roster).
- Either the team Coach or certified, rostered Chaperone should work as an official in some capacity during the teams officiating work assignment or be courtside.
- All Officials' certifications are valid for the two (2) year printing of the Indoor Rules Book.
- Online rosters must be submitted for all Oklahoma Region events, which include the team's officiating team.
- Club Directors are responsible for the training of their team officials.

Failure to complete the required training or misrepresentation of such may be subject to sanction by the Oklahoma Region.

If you have any questions regarding these procedures, please contact the Oklahoma Region Officials Chair (Margo Juergens [margojuergens@att.net](mailto:margojuergens@att.net)), OKRVA Officials Committee or the Region Office.



# Oklahoma Region National Officials & Officials Committee Contact Information

## **OFFICIALS CHAIR & MENTOR**

Margo Juergens-National Referee/Scorer: Email [margojuergens@att.net](mailto:margojuergens@att.net) Phone: 405-630-7409

## **OKLAHOMA REGION NATIONAL REFEREE & SCORER MENTORS:**

Elliot Blake-National Referee/Scorer: Email [jelliotblake@yahoo.com](mailto:jelliotblake@yahoo.com) Phone: 954-557-3653

Rich Cooper-National Referee: Email [racoop4@gmail.com](mailto:racoop4@gmail.com) Phone: 918-766-3400

Mike Walling-National Referee: Email [mikerefs@hotmail.com](mailto:mikerefs@hotmail.com) Phone: 309-824-4864

Toni Slagle-National Referee/Scorer/Zonal Beach Referee: Email [toni.slagle@gmail.com](mailto:toni.slagle@gmail.com)  
Phone: 918-906-1676

Archie Scott-Junior National Referee: Email [archiescott91@gmail.com](mailto:archiescott91@gmail.com) Phone: 405-487-0281

Jerry Brands-Junior National Referee Retired: Email [jerrysbrands@gmail.com](mailto:jerrysbrands@gmail.com) Phone: 918-231-5216

Michael Goodall-Junior National Referee: Email [goodall.michael@gmail.com](mailto:goodall.michael@gmail.com) Phone: 918-876-2374

Nathaniel Hutson-Junior National Referee: Email [nathanielhutson@gmail.com](mailto:nathanielhutson@gmail.com) Phone: 918-373-0004

## **OKLAHOMA REGION OFFICIALS COMMITTEE:**

Bill Hamiter-Committee Chair, Email: [bhamiter@ionet.net](mailto:bhamiter@ionet.net)

Committee Members: Elliot Blake, Harold Brooks (Email: [hebrosks87@gmail.com](mailto:hebrosks87@gmail.com)), Rich Cooper,  
Margo Juergens, Archie Scott, and Kayla Stevenson (Email: [stevensonkaylan@gmail.com](mailto:stevensonkaylan@gmail.com))

*As the Oklahoma Region Officials Chair, Mentors & Committee we invite you to email us regarding your officiating experiences.*

- Do you have questions about USA Volleyball rules or techniques?
- Did you have a situation during a match that you would like to know if you handled correctly?
- Are you unsure about advancement opportunities?

*Whatever you are interested in learning about in the Oklahoma Region, we will do our best to answer your questions. See you on the court!*



Oklahoma Region Volleyball

18605 Alberto Place

Edmond OK 73012

Phone: 405-285-6622 Email: [commissioner@okrva.com](mailto:commissioner@okrva.com)

Last Update: 10/10/2024